
Walker ChandioK & Co LLP
21st Floor, DLF Square
Jacaranda Marg, DLF Phase II,
Gurugram - 122002
Haryana, India
T +91 124 462 8099
F +91 124 462 8001

Independent Auditor's Report

To the Members of Medanta Holdings Private Limited

Report on the Audit of the Financial Statements

Opinion

1. We have audited the accompanying financial statements of Medanta Holdings Private Limited (the Company), which comprise the Balance Sheet as at 31 March 2021, the Statement of Profit and Loss (including Other Comprehensive Income), the Cash Flow Statement and the Statement of Changes in Equity for the year then ended, and a summary of the significant accounting policies and other explanatory information.
2. In our opinion and to the best of our information and according to the explanations given to us, the aforesaid financial statements give the information required by the Companies Act, 2013 ('Act') in the manner so required and give a true and fair view in conformity with the accounting principles generally accepted in India including Indian Accounting Standards ('Ind AS') specified under section 133 of the Act, of the state of affairs of the Company as at 31 March 2021, and its loss (including other comprehensive income), its cash flows and the changes in equity for the year ended on that date.


Basis for Opinion

3. We conducted our audit in accordance with the Standards on Auditing specified under section 143(10) of the Act. Our responsibilities under those standards are further described in the Auditor's Responsibilities for the Audit of the Financial Statements section of our report. We are independent of the Company in accordance with the Code of Ethics issued by the Institute of Chartered Accountants of India ('ICAI') together with the ethical requirements that are relevant to our audit of the financial statements under the provisions of the Act and the rules thereunder, and we have fulfilled our other ethical responsibilities in accordance with these requirements and the Code of Ethics. We believe that the audit evidence we have obtained is sufficient and appropriate to provide a basis for our opinion.

Information other than the Financial Statements and Auditor's Report thereon

4. The Company's Board of Directors is responsible for the other information. The other information obtained at the date of this auditor's report is information included in the Director's Report, but does not include the financial statements and our auditor's report thereon.

Our opinion on the financial statements does not cover the other information and we do not express any form of assurance conclusion thereon.



Walker Chandiook & Co LLP

Independent Auditor's Report to the members of Medanta Holdings Private Limited on the financial statements for the year ended 31 March 2021 (cont'd)


In connection with our audit of the financial statements, our responsibility is to read the other information and, in doing so, consider whether the other information is materially inconsistent with the financial statements or our knowledge obtained in the audit or otherwise appears to be materially misstated. If, based on the work we have performed, we conclude that there is a material misstatement of this other information, we are required to report that fact. We have nothing to report in this regard.

Responsibilities of Management and Those Charged with Governance for the Financial Statements

5. The accompanying financial statements have been approved by the Company's Board of Directors. The Company's Board of Directors is responsible for the matters stated in section 134(5) of the Act with respect to the preparation of these financial statements that give a true and fair view of the financial position, financial performance including other comprehensive income, changes in equity and cash flows of the Company in accordance with the accounting principles generally accepted in India, including the Ind AS specified under section 133 of the Act. This responsibility also includes maintenance of adequate accounting records in accordance with the provisions of the Act for safeguarding of the assets of the Company and for preventing and detecting frauds and other irregularities; selection and application of appropriate accounting policies; making judgments and estimates that are reasonable and prudent; and design, implementation and maintenance of adequate internal financial controls, that were operating effectively for ensuring the accuracy and completeness of the accounting records, relevant to the preparation and presentation of the financial statements that give a true and fair view and are free from material misstatement, whether due to fraud or error.
6. In preparing the financial statements, management is responsible for assessing the Company's ability to continue as a going concern, disclosing, as applicable, matters related to going concern and using the going concern basis of accounting unless management either intends to liquidate the Company or to cease operations, or has no realistic alternative but to do so.
7. Those Board of Directors is also responsible for overseeing the Company's financial reporting process.

Auditor's Responsibilities for the Audit of the Financial Statements

8. Our objectives are to obtain reasonable assurance about whether the financial statements as a whole are free from material misstatement, whether due to fraud or error, and to issue an auditor's report that includes our opinion. Reasonable assurance is a high level of assurance, but is not a guarantee that an audit conducted in accordance with Standards on Auditing will always detect a material misstatement when it exists. Misstatements can arise from fraud or error and are considered material if, individually or in the aggregate, they could reasonably be expected to influence the economic decisions of users taken on the basis of these financial statements.
9. As part of an audit in accordance with Standards on Auditing, we exercise professional judgment and maintain professional skepticism throughout the audit. We also:
 - Identify and assess the risks of material misstatement of the financial statements, whether due to fraud or error, design and perform audit procedures responsive to those risks, and obtain audit evidence that is sufficient and appropriate to provide a basis for our opinion. The risk of not detecting a material misstatement resulting from fraud is higher than for one resulting from error, as fraud may involve collusion, forgery, intentional omissions, misrepresentations, or the override of internal control;




Walker Chandio & Co LLP

Independent Auditor's Report to the members of Medanta Holdings Private Limited on the financial statements for the year ended 31 March 2021 (cont'd)

- Obtain an understanding of internal control relevant to the audit in order to design audit procedures that are appropriate in the circumstances. Under section 143(3)(i) of the Act, we are also responsible for expressing our opinion on whether the Company has adequate internal financial controls with reference to financial statements in place and the operating effectiveness of such controls;
 - Evaluate the appropriateness of accounting policies used and the reasonableness of accounting estimates and related disclosures made by management;
 - Conclude on the appropriateness of management's use of the going concern basis of accounting and, based on the audit evidence obtained, whether a material uncertainty exists related to events or conditions that may cast significant doubt on the Company's ability to continue as a going concern. If we conclude that a material uncertainty exists, we are required to draw attention in our auditor's report to the related disclosures in the financial statements or, if such disclosures are inadequate, to modify our opinion. Our conclusions are based on the audit evidence obtained up to the date of our auditor's report. However, future events or conditions may cause the Company to cease to continue as a going concern; and
 - Evaluate the overall presentation, structure and content of the financial statements, including the disclosures, and whether the financial statements represent the underlying transactions and events in a manner that achieves fair presentation.
10. We communicate with those charged with governance regarding, among other matters, the planned scope and timing of the audit and significant audit findings, including any significant deficiencies in internal control that we identify during our audit.

Report on Other Legal and Regulatory Requirements

11. Based on our audit, we report that the provisions of section 197 read with Schedule V to the Act was not applicable to the Company since the Company was not a public company as at 31 March 2021, as defined under section 2(71) of the Act. Accordingly, reporting under section 197(16) is not applicable.
12. As required by the Companies (Auditor's Report) Order, 2016 ('the Order') issued by the Central Government of India in terms of section 143(11) of the Act, we give in the Annexure A, a statement on the matters specified in paragraphs 3 and 4 of the Order.
13. Further to our comments in Annexure A, as required by section 143(3) of the Act, based on our audit, we report, to the extent applicable, that:
- a) we have sought and obtained all the information and explanations which to the best of our knowledge and belief were necessary for the purpose of our audit of the accompanying financial statements;
 - b) in our opinion, proper books of account as required by law have been kept by the Company so far as it appears from our examination of those books;
 - c) the financial statements dealt with by this report are in agreement with the books of account;
 - d) in our opinion, the aforesaid financial statements comply with Ind AS specified under section 133 of the Act;



Walker Chandiook & Co LLP

Independent Auditor's Report to the members of Medanta Holdings Private Limited on the financial statements for the year ended 31 March 2021 (cont'd)

- e) on the basis of the written representations received from the directors and taken on record by the Board of Directors, none of the directors is disqualified as on 31 March 2021 from being appointed as a director in terms of section 164(2) of the Act;
- f) we have also audited the internal financial controls with reference to financial statements of the Company as on 31 March 2021 in conjunction with our audit of the financial statements of the Company for the year ended on that date and our report dated 6 September 2021 as per Annexure B expressed unmodified opinion; and
- g) with respect to the other matters to be included in the Auditor's Report in accordance with rule 11 of the Companies (Audit and Auditors) Rules, 2014 (as amended), in our opinion and to the best of our information and according to the explanations given to us:
 - i. the Company does not have any pending litigation which would impact its financial position as at 31 March 2021;
 - ii. the Company did not have any long-term contracts including derivative contracts for which there were any material foreseeable losses as at 31 March 2021;
 - iii. there were no amounts which were required to be transferred to the Investor Education and Protection Fund by the Company during the year ended 31 March 2021; and
 - iv. the disclosure requirements relating to holdings as well as dealings in specified bank notes were applicable for the period from 8 November 2016 to 30 December 2016, which are not relevant to these financial statements. Hence, reporting under this clause is not applicable.

For **Walker Chandiook & Co LLP**
Chartered Accountants
Firm's Registration No.: 001076N/N500013

Rajni Mundra

Rajni Mundra
Partner
Membership No.: 058644



UDIN: 21058644AAAAEK8503

Place: New Delhi
Date: 6 September 2021

Walker Chandio & Co LLP

Annexure A to the Independent Auditor's Report of even date to the members of Medanta Holdings Private Limited, on the financial statements for the year ended 31 March 2021

Based on the audit procedures performed for the purpose of reporting a true and fair view on the financial statements of the Company and taking into consideration the information and explanations given to us and the books of account and other records examined by us in the normal course of audit, and to the best of our knowledge and belief, we report that:

- (i) (a) The Company has maintained proper records showing full particulars, including quantitative details and situation of property, plant and equipment, capital work-in-progress, right of use assets and intangible assets.
- (b) The property, plant and equipment and capital work-in-progress have been physically verified by the management during the year and no material discrepancies were noticed on such verification. In our opinion, the frequency of verification of the property, plant and equipment and capital work-in-progress is reasonable having regard to the size of the Company and the nature of its assets.
- (c) The title/lease deeds of all the immovable properties (which are included under the head 'property, plant and equipment' and 'right of use assets') are held in the name of the Company.
- (ii) In our opinion, the management has conducted physical verification of inventory at reasonable intervals during the year and no material discrepancies between physical inventory and book records were noticed on physical verification.
- (iii) The Company has not granted any loan, secured or unsecured to companies, firms, Limited Liability Partnerships (LLPs) or other parties covered in the register maintained under Section 189 of the Act. Accordingly, the provisions of clauses 3(iii)(a), 3(iii)(b) and 3(iii)(c) of the Order are not applicable.
- (iv) In our opinion, the Company has not entered into any transaction covered under Sections 185 and 186 of the Act. Accordingly, the provisions of clause 3(iv) of the Order are not applicable.
- (v) In our opinion, the Company has not accepted any deposits within the meaning of Sections 73 to 76 of the Act and the Companies (Acceptance of Deposits) Rules, 2014 (as amended). Accordingly, the provisions of clause 3(v) of the Order are not applicable.
- (vi) The Central Government has not specified maintenance of cost records under sub-section (1) of Section 148 of the Act, in respect of Company's services. Accordingly, the provisions of clause 3(vi) of the Order are not applicable.
- (vii)(a) The Company is generally regular in depositing undisputed statutory dues including provident fund, employees' state insurance, income-tax, sales-tax, service tax, duty of customs, duty of excise, value added tax, goods and services tax, cess and other material statutory dues, as applicable, to the appropriate authorities. Further, no undisputed amounts payable in respect thereof were outstanding at the year-end for a period of more than six months from the date they become payable.
- (b) There are no dues in respect of income-tax, sales-tax, service tax, duty of customs, duty of excise, value added tax and goods and services tax that have not been deposited with the appropriate authorities on account of any dispute.
- (viii) The Company has not defaulted in repayment of loans or borrowings to any bank during the year. Further, the Company has no loans or borrowings payable to a financial institution or government and no dues payable to debenture-holders during the year.



Walker Chandiook & Co LLP


Annexure A to the Independent Auditor's Report of even date to the members of Medanta Holdings Private Limited, on the financial statements for the year ended 31 March 2021 (cont'd)

- (ix) The Company did not raise moneys by way of initial public offer or further public offer (including debt instruments). In our opinion, the term loans were applied for the purposes for which the loans were obtained, though idle funds which were not required for immediate utilisation have been invested in liquid investments, payable on demand.
- (x) No fraud by the Company or on the Company by its officers or employees has been noticed or reported during the period covered by our audit.
- (xi) The provisions of Section 197 of the Act read with Schedule V to the Act was not applicable to the Company since the Company was not a public company as at 31 March 2021, as defined under Section 2(71) of the Act. Accordingly, provisions of clause 3(xi) of the Order are not applicable.
- (xii) In our opinion, the Company is not a Nidhi Company. Accordingly, provisions of clause 3(xii) of the Order are not applicable.
- (xiii) In our opinion, all transactions with the related parties are in compliance with Section 188 of the Act, where applicable, and the requisite details have been disclosed in the financial statements, as required by the applicable Ind AS. Further, in our opinion, the Company is not required to constitute audit committee under Section 177 of the Act.
- (xiv) During the year, the Company has made private placement of shares. In respect of the same, in our opinion, the Company has complied with the requirement of Section 42 of the Act and the Rules framed thereunder. Further, in our opinion, the amounts so raised have been used for the purposes for which the funds were raised. During the year, the Company did not make preferential allotment of shares or fully or partly convertible debentures.
- (xv) In our opinion, the Company has not entered into any non-cash transactions with the directors or persons connected with them covered under Section 192 of the Act.
- (xvi) The Company is not required to be registered under Section 45-IA of the Reserve Bank of India Act, 1934.

For **Walker Chandiook & Co LLP**
Chartered Accountants
Firm's Registration No.: 001076N/N500013

Rajni Mundra.

Rajni Mundra
Partner
Membership No.: 058644



UDIN: 21058644AAAAEK8503

Place: New Delhi
Date: 6 September 2021

Walker Chandio & Co LLP

Annexure B to the Independent Auditor's Report of even date to the members of Medanta Holdings Private Limited, on the financial statements for the year ended 31 March 2021

Independent Auditor's Report on the internal financial controls with reference to the financial statements under Clause (i) of Sub-section 3 of Section 143 of the Companies Act, 2013 ('the Act')

1. In conjunction with our audit of the financial statements of Medanta Holdings Private Limited ('the Company') as at and for the year ended 31 March 2021, we have audited the internal financial controls with reference to financial statements of the Company as at that date.

Responsibilities of Management and Those Charged with Governance for Internal Financial Controls

2. The Company's Board of Directors is responsible for establishing and maintaining internal financial controls based on the internal control over financial reporting criteria established by the Company considering the essential components of internal control stated in the Guidance Note on Audit of Internal Financial Controls over Financial Reporting (the 'Guidance Note') issued by the Institute of Chartered Accountants of India ('ICAI'). These responsibilities include the design, implementation and maintenance of adequate internal financial controls that were operating effectively for ensuring the orderly and efficient conduct of the Company's business, including adherence to the Company's policies, the safeguarding of its assets, the prevention and detection of frauds and errors, the accuracy and completeness of the accounting records, and the timely preparation of reliable financial information, as required under the Act.

Auditor's Responsibility for the Audit of the Internal Financial Controls with Reference to Financial Statements

3. Our responsibility is to express an opinion on the Company's internal financial controls with reference to financial statements based on our audit. We conducted our audit in accordance with the Standards on Auditing issued by the ICAI prescribed under Section 143(10) of the Act, to the extent applicable to an audit of internal financial controls with reference to financial statements, and the Guidance Note issued by the ICAI. Those Standards and the Guidance Note require that we comply with ethical requirements and plan and perform the audit to obtain reasonable assurance about whether adequate internal financial controls with reference to financial statements were established and maintained and if such controls operated effectively in all material respects.
4. Our audit involves performing procedures to obtain audit evidence about the adequacy of the internal financial controls with reference to financial statements and their operating effectiveness. Our audit of internal financial controls with reference to financial statements includes obtaining an understanding of such internal financial controls, assessing the risk that a material weakness exists, and testing and evaluating the design and operating effectiveness of internal control based on the assessed risk. The procedures selected depend on the auditor's judgement, including the assessment of the risks of material misstatement of the financial statements, whether due to fraud or error.
5. We believe that the audit evidence we have obtained is sufficient and appropriate to provide a basis for our audit opinion on the Company's internal financial controls with reference to financial statements.

Meaning of Internal Financial Controls with Reference to Financial Statements

6. A company's internal financial controls with reference to financial statements is a process designed to provide reasonable assurance regarding the reliability of financial reporting and the preparation of financial statements for external purposes in accordance with generally accepted accounting principles. A company's



Walker Chandiok & Co LLP

Annexure B to the Independent Auditor's Report of even date to the members of Medanta Holdings Private Limited, on the financial statements for the year ended 31 March 2021 (cont'd)

internal financial controls with reference to financial statements include those policies and procedures that (1) pertain to the maintenance of records that, in reasonable detail, accurately and fairly reflect the transactions and dispositions of the assets of the company; (2) provide reasonable assurance that transactions are recorded as necessary to permit preparation of financial statements in accordance with generally accepted accounting principles, and that receipts and expenditures of the company are being made only in accordance with authorisations of management and directors of the company; and (3) provide reasonable assurance regarding prevention or timely detection of unauthorised acquisition, use, or disposition of the company's assets that could have a material effect on the financial statements.

Inherent Limitations of Internal Financial Controls with Reference to Financial Statements


7. Because of the inherent limitations of internal financial controls with reference to financial statements, including the possibility of collusion or improper management override of controls, material misstatements due to error or fraud may occur and not be detected. Also, projections of any evaluation of the internal financial controls with reference to financial statements to future periods are subject to the risk that the internal financial controls with reference to financial statements may become inadequate because of changes in conditions, or that the degree of compliance with the policies or procedures may deteriorate.

Opinion

8. In our opinion, the Company has, in all material respects, adequate internal financial controls with reference to financial statements and such controls were operating effectively as at 31 March 2021, based on the internal control over financial reporting criteria established by the Company considering the essential components of internal control stated in the Guidance Note issued by the ICAI.

For **Walker Chandiok & Co LLP**
Chartered Accountants
Firm's Registration No.: 001076N/N500013

Rajni Mundra..
Rajni Mundra
Partner
Membership No.: 058644



UDIN: 21058644AAAAEK8503

Place: New Delhi
Date: 6 September 2021

Medanta Holdings Private Limited
Balance sheet as at 31 March 2021

	Notes	As at 31 March 2021 (₹ in lakhs)	As at 31 March 2020* (₹ in lakhs)	As at 01 April 2019* (₹ in lakhs)
ASSETS				
Non-current assets				
Property, plant and equipment	6 A	58,308.78	60,866.62	7,538.83
Capital work-in-progress	6 A	16,815.81	15,489.20	51,093.49
Right of use assets	6 B	324.39	371.83	-
Intangible assets	6 C	409.94	484.53	-
Financial assets				
Loans	7	204.55	193.68	182.64
Other financial assets	8 A	780.50	705.76	153.45
Deferred tax assets (net)	9	2,335.79	-	34.62
Income-tax assets (net)	10	182.76	11.45	10.92
Other non-current assets	11 A	54.78	83.49	429.55
Total non-current assets		79,417.30	78,206.56	59,443.50
Current assets				
Inventories	12	804.19	626.28	-
Financial assets				
Trade receivables	13	426.59	83.93	-
Cash and cash equivalents	14	739.15	1,032.54	2,565.83
Other bank balances	15	317.73	265.93	106.34
Other financial assets	8 B	136.43	215.78	172.08
Other current assets	11 B	144.55	42.26	0.46
Total current assets		2,568.64	2,266.72	2,844.70
Total assets		81,985.94	80,473.28	62,288.20
EQUITY AND LIABILITIES				
Equity				
Equity share capital	16 A	7,173.63	6,546.72	5,138.58
Instruments entirely equity in nature	16 B	247.89	632.91	723.08
Other equity	17	21,355.96	20,278.68	16,776.52
Total equity		28,777.48	27,452.31	22,638.18
Liabilities				
Non-current liabilities				
Financial liabilities				
Borrowings	18	39,905.76	42,813.70	36,422.24
Lease liabilities	19	329.35	382.05	-
Provisions	20 A	198.59	81.36	7.06
Other non-current liabilities	21 A	1,862.60	2,021.80	1,222.28
Total non-current liabilities		42,296.30	45,298.91	37,651.52
Current liabilities				
Financial liabilities				
Lease liabilities	19	28.97	25.06	-
Trade payables				
- total outstanding dues of micro enterprises and small enterprises	22 A	693.09	151.23	-
- total outstanding dues of creditors other than micro enterprises and small enterprises	22 B	1,556.50	1,128.56	10.38
Other financial liabilities	23	7,744.89	6,006.20	1,851.14
Other current liabilities	21 B	868.24	401.79	133.42
Provisions	20 B	15.47	9.22	3.56
Total current liabilities		10,912.16	7,722.06	1,998.50
Total equity and liabilities		81,985.94	80,473.28	62,288.20

*Adjusted in accordance with Ind AS 8 'Accounting policies, changes in accounting estimates and errors'

The accompanying summary of significant accounting policies and other explanatory information are an integral part of these financial statements.

This is the balance sheet referred to in our report of even date.

For Walker Chandiook & Co LLP

Chartered Accountants

Firm's Registration No. 058001

Rajni

Rajni Mundra

Partner

Membership No.: 058001

For and on behalf of the Board of Directors

Nagesh Trehan

Director

[DIN:00012148]

Sunil Sachdeva

Director

[DIN:00012135]

Pranab Bal

Chief Financial Officer

Nitika Kumari

Company Secretary

Place: New Delhi

Date : 06 September 2021

Place: Gurugram

Date : 06 September 2021

Place: Gurugram

Date : 06 September 2021

Place: Lucknow

Date : 06 September 2021

Place: Gurugram

Date : 06 September 2021



Medanta Holdings Private Limited
Statement of profit and loss for the year ended 31 March 2021

	Notes	For the year ended 31 March 2021 (₹ in lakhs)	For the year ended 31 March 2020* (₹ in lakhs)
Income			
Revenue from operations	24	21,963.17	2,849.08
Other income	25	239.92	111.70
		22,203.09	2,960.78
Expenses			
Cost of materials consumed	26	4,679.66	562.08
Employee benefits expense	27	4,954.51	1,647.92
Finance costs	28	3,475.83	1,660.65
Depreciation and amortisation expense	29	3,495.25	1,384.96
Impairment losses on financial assets	30A	4.96	-
Other expenses	30B	9,153.62	3,157.68
		25,763.83	8,413.29
Loss before tax		(3,560.74)	(5,452.51)
Tax expense			
Deferred tax (credit)/expense	31	(2,348.40)	34.33
Loss after tax		(1,212.34)	(5,486.84)
Other comprehensive income			
Items that will not be reclassified to statement of profit and loss			
Re-measurement gains on defined benefit plans		50.12	1.27
Income-tax relating to items that will not be reclassified to statement of profit and loss		(12.61)	(0.29)
Total other comprehensive income for the year		37.51	0.98
Total comprehensive income for the year		(1,174.83)	(5,485.86)
Earnings per equity share			
	32		
Basic (₹)		(1.66)	(8.77)
Diluted (₹)		(1.66)	(8.77)

*Adjusted in accordance with Ind AS 8 'Accounting policies, changes in accounting estimates and errors'.

The accompanying summary of significant accounting policies and other explanatory information are an integral part of these financial statements.


This is the statement of profit and loss referred to in our report of even date.

For Walker Chandiok & Co LLP

Chartered Accountants

Firm's Registration No.: 001076N/N500013

Rajni Mundra
Partner
Membership No.: 058644



For and on behalf of the Board of Directors

Naresh Trehan
Director
[DIN:00012148]

Sunil Sachdeva
Director
[DIN:00012115]

Pranab Bal
Chief Financial Officer

Nita Kumari
Company Secretary

Place: New Delhi
Date : 06 September 2021

Place: Gurugram
Date : 06 September 2021

Place: Gurugram
Date : 06 September 2021

Place: Lucknow
Date : 06 September 2021

Place: Gurugram
Date : 06 September 2021



Medanta Holdings Private Limited
Statement of changes in equity for the year ended 31 March 2021

A Equity share capital*

(₹ in lakhs)

Particulars	Opening balance as at 01 April 2019	Issue of equity share capital during the year [^]	Balance as at 31 March 2020	Issue of equity share capital during the year [^]	Balance as at 31 March 2021
Equity share capital	5,138.58	1,402.14	6,540.72	632.91	7,173.63

[^] On account of conversion of compulsorily convertible preference shares.

B Instruments entirely equity in nature**

(₹ in lakhs)

Particulars	Opening balance as at 01 April 2019	Conversion into equity share capital during the year	Issue of preference share capital during the year	Balance as at 31 March 2020	Conversion into equity share capital during the year	Issue of preference share capital during the year	Balance as at 31 March 2021
Compulsorily convertible preference shares	723.08	(1,402.14)	1,311.98	632.91	(632.91)	247.89	247.89

C Other equity***

(₹ in lakhs)

Particulars	Capital contribution from Holding Company	Reserves and surplus		Total
		Securities premium	Retained earnings	
Balance as at 31 March 2019	200.00	16,737.35	(160.83)	16,776.52
Loss for the year			(5,486.84)	(5,486.84)
Other comprehensive income				
Re-measurement gains on defined benefit plans (net of tax)			0.98	0.98
Issue of equity shares		4,620.93		4,620.93
Issue of compulsorily convertible preference shares		4,367.09		4,367.09
Balance as at 31 March 2020	200.00	25,725.37	(5,646.69)	20,278.68
Loss for the year			(1,212.34)	(1,212.34)
Other comprehensive income				
Re-measurement gains on defined benefit plans (net of tax)			37.51	37.51
Issue of compulsorily convertible preference shares		2,252.11		2,252.11
Balance as at 31 March 2021	200.00	27,977.48	(6,821.52)	21,355.96

*Refer note 16.A for details

**Refer note 16.B for details

***Refer note 17 for details

The accompanying summary of significant accounting policies and other explanatory information are an integral part of these financial statements.

This is the statement of changes in equity referred to in our report of even date.

For Walker Chandniok & Co LLP
Chartered Accountants
Firm's Registration No.: 001076

Rajni Mundra
Partner
Membership No: 058641

Place: New Delhi
Date : 06 September 2021

For and on behalf of the Board of Directors

Dr. Naresh Trehan
Director
[DIN:00012148]

Place: Gurugram
Date : 06 September 2021

Sunil Sachdeva
Director
[DIN:00012115]


Place: Gurugram
Date : 06 September 2021

Pranab Bal
Chief Financial Officer

Place: Lucknow
Date : 06 September 2021

Nitu Kumari
Company Secretary

Place: Gurugram
Date : 06 September 2021



	For the year ended 31 March 2021 (₹ in lakhs)	For the year ended 31 March 2020 (₹ in lakhs)
A CASH FLOWS FROM OPERATING ACTIVITIES		
Loss before tax	(3,560.74)	(5,452.51)
Adjustments for:		
Depreciation of property, plant and equipment	3,341.64	1,306.53
Depreciation on right of use assets	47.44	37.77
Amortisation of intangible assets	106.17	40.65
Interest income on bank deposits	(85.69)	(75.00)
Government grants income	(203.43)	(69.20)
Profit on disposal of property, plant and equipments	(2.53)	-
Interest on term loans	3,002.12	1,248.99
Interest on lease liabilities	37.65	32.29
Interest on deferred payment liabilities	435.11	-
Other borrowing costs	0.95	379.37
Impairment losses on financial assets	4.96	-
Receivables under export benefit scheme written off	172.08	-
Assets written off	0.47	-
Unrealised foreign exchange loss (net)	185.89	216.46
Provision for employee benefits (net)	173.60	81.28
Operating profit/(loss) before working capital changes	3,655.69	(2,253.37)
Movement in working capital		
Non-current loans	(10.87)	(11.04)
Inventories	(177.91)	(626.28)
Other current assets	(102.28)	(41.78)
Other current financial assets	(92.73)	(43.70)
Trade receivables	(347.61)	(83.93)
Trade payables	973.75	1,269.42
Other current financial liabilities	26.12	30.29
Other current and non-current liabilities	463.08	110.53
Cash flows from/(used in) operations	4,387.24	(1,649.86)
Income tax paid (net of refunds)	(171.30)	(0.53)
Net cash flows from/(used in) operating activities (A)	4,215.94	(1,650.39)
B CASH FLOWS FROM INVESTING ACTIVITIES		
Purchase of property plant and equipments, capital work-in-progress and intangible assets (including capital advances, capital creditors and deferred payment liabilities)	(4,743.59)	(11,838.07)
Proceeds from disposal of property, plant and equipments	2.82	-
Movement in other bank balances (net)	(51.80)	(159.61)
Movement in bank deposits having maturity period more than 12 months (net)	(63.15)	(540.96)
Interest received	85.44	68.49
Net cash used in investing activities (B)	(4,770.28)	(12,470.15)
C CASH FLOWS FROM FINANCING ACTIVITIES		
Proceeds from issue of compulsorily convertible preference shares (including securities premium)	2,500.00	10,300.00
Proceeds from non-current borrowings	-	6,300.00
Repayments of non-current borrowings	(258.59)	(199.87)
Interest paid on borrowings	(1,919.19)	(3,762.55)
Interest paid of lease liabilities	(37.65)	(32.29)
Payment of lease liabilities	(23.62)	(18.01)
Net cash flows from financing activities (C)	260.95	12,587.28
Decrease in cash and cash equivalents (A + B + C)	(293.39)	(1,533.26)
Cash and cash equivalents at the beginning of the year	1,032.54	2,565.80
Cash and cash equivalents at the end of the year (refer note below)	739.15	1,032.54
Note: Reconciliation of cash and cash equivalents as per cash flow statement (refer note 14)		
Balances with banks in current accounts	701.59	980.89
Cash on hand	37.56	51.65
	739.15	1,032.54

The accompanying summary of significant accounting policies and other explanatory information are an integral part of these financial statements.


This is the cash flow statement referred to in our report of even date.

For Walker Chandiook & Co LLP

Chartered Accountants

Firm's Registration No.: 0010767

Rajni Mundra
Partner
Membership No. 058644



For and on behalf of the Board of Directors

Dr. Naresh Trehan
Director
[DIN:00012148]

Sunil Sachdeva
Director
[DIN:00012115]

Pranab Bal
Chief Financial Officer

Nitu Kumari
Company Secretary

Place: New Delhi
Date : 06 September 2021

Place: Gurugram
Date : 06 September 2021

Place: Gurugram
Date : 06 September 2021

Place: Lucknow
Date : 06 September 2021

Place: Gurugram
Date : 06 September 2021



Medanta Holdings Private Limited

Summary of significant accounting policies and other explanatory information for the year ended 31 March 2021

1. Background

Medanta Holdings Private Limited ('the Company') is engaged in the business of providing healthcare services. The Company is domiciled in India and its registered office is situated at E – 18, Defence Colony, New Delhi – 110024.

2. General information and statement of compliance with Ind AS

The financial statements comply in all material aspects with Indian Accounting Standards (hereinafter referred to as the 'Ind AS') as notified by Ministry of Corporate Affairs under Section 133 of the Companies Act, 2013 ('the Act') read with the Companies (Indian Accounting Standards) Rules 2015, as amended and other relevant provisions of the Act.

The financial statements for the year ended 31 March 2021 were authorized and approved for issue by the Board of Directors on 6 September 2021. The revision to financial statements is permitted by Board of Directors after obtaining necessary approvals or at the instance of regulatory authorities as per provisions of the Act.

3. Basis of preparation

The financial statements have been prepared on going concern basis in accordance with accounting principles generally accepted in India. Further, the financial statements have been prepared on historical cost basis except for certain financial assets and financial liabilities which are measured at fair value.

4. Recent accounting pronouncement

Amendments to Schedule III of the Act

On 24 March 2021, the Ministry of Corporate Affairs ("MCA") through a notification, amended Schedule III of the Act. The amendments revise Division I, II and III of Schedule III and are applicable from 1 April 2021. The revised Division II which relate to companies whose financial statements are required to comply with Companies (Indian Accounting Standards) Rules 2015, as amended, prescribes amendments for various additional disclosures. The Company is evaluating the requirements of these amendments and their impact on the financial statements.

5. Summary of significant accounting policies

The financial statements have been prepared using the significant accounting policies and measurement bases summarised below. These policies have been consistently applied to all the years presented, unless otherwise stated.

5.1 Current versus non-current classification

All assets and liabilities have been classified as current or non-current as per the Company's operating cycle and other criteria set out in Division II of Schedule III of the Act. Based on the nature of the operations and the time between the acquisition of assets for processing/servicing and their realisation in cash or cash equivalents, the Company has ascertained its operating cycle as twelve months for the purpose of current/non-current classification of assets and liabilities.

5.2 Property, plant and equipment

Recognition and initial measurement

Property, plant and equipment are stated at their cost of acquisition. The cost comprises purchase price, borrowing cost if capitalization criteria are met and directly attributable cost of bringing the asset to its working condition for the intended use. Any trade discount and rebates are deducted in arriving at the purchase price. Property, plant and equipment purchased on deferred payment basis are recorded at equivalent cash price. The difference between the cash price equivalent and the total payment is recognised as interest expense over the period until payment is made.

Subsequent costs and disposal

Subsequent costs are included in the asset's carrying amount or recognised as a separate asset, as appropriate, only when it is probable that future economic benefits associated with the item will flow to the Company and the cost of the item can be measured reliably. The carrying amount of any component accounted for as a separate asset is



Medanta Holdings Private Limited
Summary of significant accounting policies and other explanatory information for the year ended 31 March 2021

de-recognised when replaced. All other repair and maintenance costs are recognised in statement of profit and loss as incurred.

Items such as spare parts, stand-by equipment and servicing equipment are recognised as property, plant and equipment when they meet the definition of property, plant and equipment. Otherwise, such items are classified as inventory.

An item of property, plant and equipment initially recognised is de-recognised upon disposal or when no future economic benefits are expected from its use. Any gain or loss arising on de-recognition of the asset (calculated as the difference between the net disposal proceeds and the carrying amount of the asset) is recognised in statement of profit and loss when the asset is derecognised.

Capital work-in-progress includes property, plant and equipment under construction and not ready for intended use as on the balance sheet date.

Subsequent measurement (depreciation and useful life)

Freehold land is carried at historical cost. All other items of property, plant and equipment are subsequently measured at cost less accumulated depreciation and impairment losses. Depreciation on property, plant and equipment is provided on a straight-line basis, computed on the basis of useful lives (as set out below) prescribed in Schedule II to the Act.

Asset class	Useful life
Building	30 years
Medical equipments	5 to 15 years
Medical and surgical instruments	3 years
Other plant and equipments	15 years
Furniture and fixtures	10 years
IT equipment	3 to 6 years
Office equipment	5 years
Electrical installation	10 years
Vehicles	6 to 8 years

The residual values, useful lives and method of depreciation are reviewed at the end of each financial year.

5.3 Intangible assets

Recognition and initial measurement

Intangible assets (software) are stated at their cost of acquisition. The cost comprises purchase price, borrowing cost if capitalization criteria are met and directly attributable cost of bringing the asset to its working condition for the intended use.

Subsequent measurement

The cost of capitalized software is amortized over a period of five years from the date of its acquisition.

De-recognition

Intangible asset is de-recognised upon disposal or when no future economic benefits are expected from its use or disposal. Any gain or loss arising on de-recognition of the asset (calculated as the difference between the net disposal proceeds and the carrying amount of the asset) is recognized in the statement of profit and loss, when the asset is derecognised.

5.4 Inventories

Inventories are valued at cost or net realisable value, whichever is lower. Cost is calculated on weighted average basis. Cost of these inventories comprises of all cost of purchase, taxes (except where credit is allowed) and other costs incurred in bringing the inventories to their present location and condition. Cost of purchased inventory is determined after deducting rebates and discounts.



Medanta Holdings Private Limited
Summary of significant accounting policies and other explanatory information for the year ended
31 March 2021

Net realisable value is the estimated selling price in the ordinary course of business, less the estimated costs of completion and the estimated costs necessary to make the sale.

5.5 Revenue recognition

Revenue is measured at the fair value of the consideration received or receivable. Revenue is recognized upon transfer of control of promised products or services to customers/patients in an amount that reflects the consideration the Company expects to receive in exchange for those products or services. Revenue is measured net of rebates, discounts and taxes. The Company applies the revenue recognition criteria to each component of the revenue transaction as set out below.

Income from healthcare services

Revenue from healthcare services is recognized as and when related services are rendered and include services for patients undergoing treatment and pending for discharge, which is shown as unbilled revenue under other current financial assets. The Company considers the terms of the contract and its customary business practices to determine the transaction price. The transaction price is the amount of consideration to which the Company expects to be entitled in exchange for the services, excluding amounts collected on behalf of third parties (for example, indirect taxes).

A receivable is recognised by the Company when the control is transferred as this is the case of point in time recognition where consideration is unconditional because only the passage of time is required. When either party to a contract has performed, an entity shall present the contract in the balance sheet as a contract asset or a contract liability, depending on the relationship between the entity's performance and the payment.

Income from sale of pharmacy products to out-patients

Revenue from pharmacy products is recognized as and when the control of products is transferred to the customer. The Company considers its customary business practices to determine the transaction price. The transaction price is the amount of consideration to which the Company expects to be entitled in exchange for the products, excluding amounts collected on behalf of third parties (for example, indirect taxes).

Interest income

Interest income is recorded on accrual basis using the effective interest rate (EIR) method.

Other income

Revenue arising from revenue sharing agreements is recognized as per the terms of the arrangement.

5.6 Borrowing cost

Borrowing cost includes interest expense as per effective interest rate (EIR). Borrowing costs directly attributable to the acquisition, construction or production of a qualifying asset are capitalized during the period of time that is required to complete and prepare the asset for its intended use or sale. Qualifying assets are assets that necessarily take a substantial period of time to get ready for its intended use or sale. All other borrowing costs are expensed in the period they occur.


5.7 Leases

Company as a lessee – Right of use assets and lease liabilities

A lease is defined as 'a contract, or part of a contract, that conveys the right to use an asset (the underlying asset) for a period of time in exchange for consideration'.

Classification of leases

The Company enters into leasing arrangements for various assets. The assessment of the lease is based on several factors, including, but not limited to, transfer of ownership of leased asset at end of lease term, lessee's option to extend/purchase etc.



Medanta Holdings Private Limited
Summary of significant accounting policies and other explanatory information for the year ended 31 March 2021

Recognition and initial measurement of right of use assets

At lease commencement date, the Company recognises a right-of-use asset and a lease liability on the balance sheet. The right-of-use asset is measured at cost, which is made up of the initial measurement of the lease liability, any initial direct costs incurred by the Company, an estimate of any costs to dismantle and remove the asset at the end of the lease (if any), and any lease payments made in advance of the lease commencement date (net of any incentives received).

Subsequent measurement of right of use assets

The Company depreciates the right-of-use assets on a straight-line basis from the lease commencement date to the earlier of the end of the useful life of the right-of-use asset or the end of the lease term. The Company also assesses the right-of-use asset for impairment when such indicators exist.

Lease liabilities

At lease commencement date, the Company measures the lease liability at the present value of the lease payments unpaid at that date, discounted using the interest rate implicit in the lease if that rate is readily available or the Company's incremental borrowing rate. Lease payments included in the measurement of the lease liability are made up of fixed payments (including in substance fixed payments) and variable payments based on an index or rate. Subsequent to initial measurement, the liability will be reduced for payments made and increased for interest. It is re-measured to reflect any reassessment or modification, or if there are changes in in-substance fixed payments. When the lease liability is re-measured, the corresponding adjustment is reflected in the right-of-use asset.

The Company has elected to account for short-term leases using the practical expedients. Instead of recognising a right-of-use asset and lease liability, the payments in relation to these are recognised as an expense in statement of profit and loss on a straight-line basis over the lease term.

Further, the Company has also elected to apply another practical expedient whereby it has assessed all the rent concessions occurring as a direct consequence of the COVID-19 pandemic, basis the following conditions prescribed under the standard:

- a) the change in lease payments results in revised consideration for the lease that is substantially the same as, or less than, the consideration for the lease immediately preceding the change;
- b) any reduction in lease payments affects only payments originally due on or before the 30 June 2021; and
- c) there is no substantive change to other terms and conditions of the lease.

If all the rent concessions meet the above conditions, then, the related rent concession has been recognised in statement of profit and loss.

5.8 Impairment of non-financial assets

Assessment is done at each balance sheet date as to whether there is any indication that an asset may be impaired. For the purpose of assessing impairment, the smallest identifiable group of assets that generates cash inflows from continuing use that are largely independent of the cash inflows from other assets or groups of assets, is considered as a cash generating unit. If any such indication exists, an estimate of the recoverable amount of the asset/cash generating unit is made. Assets whose carrying value exceeds their recoverable amount are written down to the recoverable amount. Recoverable amount is higher of an asset's or cash generating unit's net selling price and its value in use. Value in use is the present value of estimated future cash flows expected to arise from the continuing use of an asset and from its disposal at the end of its useful life. Assessment is also done at each balance sheet date as to whether there is any indication that an impairment loss recognised for an asset in prior accounting periods may no longer exist or may have decreased.

5.9 Foreign currency

Functional and presentation currency

Items included in the financial statement of the Company are measured using the currency of the primary economic environment in which the entity operates ('the functional currency'). The financial statements have been prepared and presented in Indian Rupees (INR), which is the Company's functional and presentation currency.



Medanta Holdings Private Limited
Summary of significant accounting policies and other explanatory information for the year ended 31 March 2021

Transactions and balances

Foreign currency transactions are recorded in the functional currency, by applying to the exchange rate between the functional currency and the foreign currency at the date of the transaction.

Foreign currency monetary items outstanding at the balance sheet date are converted to functional currency using the closing rate. Non-monetary items denominated in a foreign currency which are carried at historical cost are reported using the exchange rate at the date of the transaction.

Exchange differences arising on monetary items on settlement, or restatement as at reporting date, at rates different from those at which they were initially recorded, are recognized in the statement of profit and loss in the year in which they arise.

5.10 Financial instruments

Recognition and initial measurement

Financial assets and financial liabilities are recognised when the Company becomes a party to the contractual provisions of the financial instrument and are measured initially at fair value adjusted for transaction costs, except for those carried at fair value through profit or loss which are measured initially at fair value.

The classification depends on the Company's business model for managing the financial assets and the contractual terms of the cash flows. For assets measured at fair value, gains and losses will either be recorded in the statement of profit and loss or other comprehensive income. For investments in debt instruments, this will depend on the business model in which the investment is held. For investments in equity instruments, this will depend on whether the Company has made an irrevocable election at the time of initial recognition to account for the equity investment at fair value through other comprehensive income ('FVOCI').

Non-derivative financial assets

Subsequent measurement

Financial assets carried at amortised cost – A 'financial asset' is measured at the amortised cost if both the following conditions are met:

- The asset is held within a business model whose objective is to hold assets for collecting contractual cash flows, and
- Contractual terms of the asset give rise on specified dates to cash flows that are solely payments of principal and interest (SPPI) on the principal amount outstanding.

After initial measurement, such financial assets are subsequently measured at amortised cost using the effective interest rate (EIR) method.

De-recognition of financial assets

A financial asset is de-recognised when the contractual rights to receive cash flows from the asset have expired or the Company has transferred its rights to receive cash flows from the asset.


Non-derivative financial liabilities

Subsequent measurement

Subsequent to initial recognition, all non-derivative financial liabilities are measured at amortised cost using the effective interest method.

De-recognition of financial liabilities

A financial liability is de-recognised when the obligation under the liability is discharged or cancelled or expires. When an existing financial liability is replaced by another from the same lender on substantially different terms, or the terms of an existing liability are substantially modified, such an exchange or modification is treated as the de-recognition of the original liability and the recognition of a new liability. The difference in the respective carrying amounts is recognised in the statement of profit and loss.



Medanta Holdings Private Limited
Summary of significant accounting policies and other explanatory information for the year ended
31 March 2021

Offsetting of financial instruments

Financial assets and financial liabilities are offset and the net amount is reported in the balance sheet if there is a currently enforceable legal right to offset the recognised amounts and there is an intention to settle on a net basis, to realise the assets and settle the liabilities simultaneously. The legally enforceable right must not be contingent on future events and must be enforceable in the normal course of business and in the event of default, insolvency or bankruptcy of the Company or the counterparty.

5.11 Impairment of financial assets

The Company assesses on a forward looking basis the expected credit losses associated with its financial assets and the impairment methodology depends on whether there has been a significant increase in credit risk.

Trade receivables

In respect of trade receivables, the Company applies the simplified approach of Ind AS 109, which requires measurement of loss allowance at an amount equal to lifetime expected credit losses. Lifetime expected credit losses are the expected credit losses that result from all possible default events over the expected life of a financial instrument.

Other financial assets

In respect of its other financial assets, the Company assesses if the credit risk on those financial assets has increased significantly since initial recognition. If the credit risk has not increased significantly since initial recognition, the Company measures the loss allowance at an amount equal to 12-month expected credit losses, else at an amount equal to the lifetime expected credit losses.

When making this assessment, the Company uses the change in the risk of a default occurring over the expected life of the financial asset. To make that assessment, the Company compares the risk of a default occurring on the financial asset as at the balance sheet date with the risk of a default occurring on the financial asset as at the date of initial recognition and considers reasonable and supportable information, that is available without undue cost or effort, that is indicative of significant increases in credit risk since initial recognition. The Company assumes that the credit risk on a financial asset has not increased significantly since initial recognition if the financial asset is determined to have low credit risk at the balance sheet date


5.12 Taxes

Tax expense comprises current and deferred tax. Current and deferred tax is recognised in statement of profit and loss except to the extent that it relates to items recognised directly in equity or other comprehensive income.

The current income-tax charge is calculated on the basis of the tax laws enacted at the balance sheet date. Management periodically evaluates positions taken in tax returns with respect to situations in which applicable tax regulation is subject to interpretation. It establishes provisions where appropriate on the basis of amounts expected to be paid to the tax authorities.

Deferred tax is provided in full, on temporary differences arising between the tax base of assets and liabilities and their carrying amounts in the financial statements. Deferred tax is determined using tax rates (and laws) that have been enacted or substantially enacted by the end of the reporting period and are expected to apply when the related deferred tax asset is realised or the deferred tax liability is settled. Deferred tax assets are recognised for all deductible temporary differences and unused tax losses only if it is probable that future taxable amounts will be available to utilise those temporary differences and losses.

Current tax assets and tax liabilities are offset where the entity has a legally enforceable right to offset and intends either to settle on a net basis, or to realise the asset and settle the liability simultaneously. Deferred tax assets and liabilities are offset when there is a legally enforceable right to offset current tax assets and liabilities and when the deferred tax balances relate to the same taxation authority.



Medanta Holdings Private Limited
Summary of significant accounting policies and other explanatory information for the year ended
31 March 2021

5.13 Cash and cash equivalents

Cash and cash equivalents include cash in hand, demand deposits with the banks, other short-term highly liquid investments with original maturity of three months and less.

5.14 Employee benefits

Short-term employee benefits

Liabilities for wages and salaries, including non-monetary benefits that are expected to be settled wholly within 12 months after the end of the period in which the employees render the related service are classified as short-term employee benefits. These benefits include salaries and wages, short-term bonus, incentives etc. These are measured at the amounts expected to be paid when the liabilities are settled. The liabilities are presented as current employee benefit obligations in the balance sheet.

Defined contribution plan

Contribution towards provident fund is made to the regulatory authorities, where the Company has no further obligations. Such benefits are classified as defined contribution plan as the Company does not carry any further obligations, apart from the contributions made on a monthly basis. In addition, contributions are made to employees' state insurance schemes, which are also defined contribution plans recognized and administered by the Government of India. The Company's contributions to these schemes are expensed in the statement of profit and loss.

Defined benefit plan

The Company has unfunded gratuity as defined benefit plan where the amount that an employee will receive on retirement is defined by reference to the employee's length of service and final salary. The gratuity plan provides a lump sum payment to vested employees at retirement, death, incapacitation or termination of employment, of an amount based on the respective employee's salary and the tenure of employment. The Company's liability is actuarially determined (using the Projected Unit Credit method) at the end of each year. This is based on standard rates of inflation, salary growth rate and mortality.

Discount factors are determined close to each year-end by reference to market yields on government bonds that have terms to maturity approximating the terms of the related liability. Service cost and net interest expense on the Company's defined benefit plan is included in employee benefits expense.


Actuarial gains/losses resulting from re-measurements of the defined benefit obligation are included in other comprehensive income.

Other long-term employee benefits

The Company also provides benefit of compensated absences to its employees which are in the nature of long-term employee benefit plan. Liability in respect of compensated absences becoming due and expected to be availed more than one year after the balance sheet date is estimated on the basis of an actuarial valuation performed by an independent actuary using the projected unit credit method as on the reporting date. Service cost and net interest expense on the Company's other long-term employee benefits plan is included in employee benefits expense. Actuarial gains and losses arising from experience adjustments and changes in actuarial assumptions are also recorded in the statement of profit and loss in the year in which such gains or losses arise.

5.15 Government grants

Grants from the government are recognised at their fair value when there is reasonable assurance that the grant will be received and the Company will comply with all attached conditions. When the grant relates to a revenue item, it is recognized in statement of profit and loss on a systematic basis over the periods in which the related costs are expensed. The grant can either be presented separately or can deduct from related reported expense. Government grant relating to capital assets are recognised initially as deferred income and are credited to statement of profit and loss on a straight line basis over the expected lives of the related asset and presented within other operating income. This accounting policy is to be read with note 39.



5.16 Provisions, contingent liabilities and contingent assets

Provisions are recognized when the Company has a present (legal or constructive) obligation as a result of past events, for which it is probable that an outflow of resources will be required to settle the obligation and a reliable estimate of the amount can be made. Provisions required to settle are reviewed regularly and are adjusted where necessary to reflect the current best estimates of the obligation. Provisions are discounted to their present values, where the time value of money is material.

Contingent liability is disclosed unless the likelihood of an outflow of resources is remote and there is a possible obligation or a present obligation that may, but probably will not, require an outflow of resources.

Contingent assets are disclosed only when inflow of economic benefits therefrom is probable and recognized only when realization of income is virtually certain.

5.17 Earnings per share

Basic earnings per share is calculated by dividing the net profit or loss for the period attributable to equity shareholders (after deducting attributable taxes) by the weighted average number of equity shares outstanding during the period. The weighted average number of equity shares outstanding during the period is adjusted for events including a bonus issue.

For the purpose of calculating diluted earnings per share, the net profit or loss for the period attributable to equity shareholders and the weighted average number of shares outstanding during the period are adjusted for the effects of all dilutive potential equity shares.


5.18 Rounding of amounts

All amounts disclosed in the financial statements and notes have been rounded off to the nearest lakhs as per the requirement of Division II of Schedule III, unless otherwise stated.

5.19 Critical estimates and judgements

The preparation of financial statements requires the use of accounting estimates which, by definition, will seldom equal the actual results. Management also needs to exercise judgement in applying the Company's accounting policies. This note provides an overview of the areas that involved a higher degree of judgement or complexity, and of items which are more likely to be materially adjusted due to estimates and assumptions turning out to be different than those originally assessed. Detailed information about each of these estimates and judgements is included in relevant notes together with information about the basis of calculation for each affected line item in the financial statements.

- a) **Recognition of deferred tax assets** – The extent to which deferred tax assets can be recognized is based on an assessment of the probability of the Company's future taxable income (supported by reliable evidence) against which the deferred tax assets can be utilized.
- b) **Evaluation of indicators for impairment of assets** – The evaluation of applicability of indicators of impairment of assets requires assessment of several external and internal factors which could result in deterioration of recoverable amount of the assets.
- c) **Impairment of financial assets** – At each balance sheet date, based on historical default rates observed over expected life, existing market conditions as well as forward looking estimates, the management assesses the expected credit losses on outstanding receivables. Further, management also considers the factors that may influence the credit risk of its customer base, including the default risk associated with industry and country in which the customer operates.




Medanta Holdings Private Limited


Summary of significant accounting policies and other explanatory information for the year ended 31 March 2021

- d) **Defined benefit obligation (DBO)** – Management’s estimate of the DBO is based on a number of underlying assumptions such as standard rates of inflation, mortality, discount rate and anticipation of future salary increases. Variation in these assumptions may significantly impact the DBO amount and the annual defined benefit expenses.
- e) **Useful lives of depreciable/amortisable assets** – Management reviews its estimate of the useful lives of depreciable/amortisable assets at each reporting date, based on the expected utility of the assets. Uncertainties in these estimates relate to technical and economic obsolescence that may change the utilisation of assets.
- f) **Leases** - The Company evaluates if an arrangement qualifies to be a lease as per the requirements of Ind AS 116. Identification of a lease requires significant judgment. The Company uses significant judgement in assessing the lease term (including anticipated renewals) and the applicable discount rate. The Company determines the lease term as the non-cancellable period of a lease, together with both periods covered by an option to extend the lease if the Company is reasonably certain to exercise that option; and periods covered by an option to terminate the lease if the Company is reasonably certain not to exercise that option. In assessing whether the Company is reasonably certain to exercise an option to extend a lease, or not to exercise an option to terminate a lease, it considers all relevant facts and circumstances that create an economic incentive for the Company to exercise the option to extend the lease, or not to exercise the option to terminate the lease. The Company revises the lease term if there is a change in the non-cancellable period of a lease.
- g) **Government grant** – Grants receivables are based on estimates for utilization of the grant as per the regulations as well as analysing actual outcomes on a regular basis and compliance with stipulated conditions. Changes in estimates or non-compliance of stipulated conditions could lead to significant changes in grant income and are accounted for prospectively over the balance life of the asset.

Estimates and judgements are continuously evaluated. They are based on historical experience and other factors including expectation of future events that may have a financial impact on the Company and that are believed to be reasonable under the circumstances.



(This space has been intentionally left blank)



Note - 6A

Property, plant and equipment and capital work-in-progress

	Freehold land	Building	Medical equipments#	Medical and surgical instruments#	Other plant and equipments	Electrical installations	Furniture and fixtures	IT equipment	Office equipment#	Motor vehicles	Total	Capital work-in-progress#
Gross block												
Balance as at 01 April 2019#	7,533.94	-	-	-	-	-	1.54	6.81	1.47	-	7,543.76	51,093.49
Additions	-	31,006.71	11,855.70	483.86	4,950.34	3,721.55	600.01	1,810.13	111.89	85.34	54,634.33	18,281.67
Disposals/adjustments	-	-	-	-	-	-	-	-	-	-	-	(53,885.96)
Balance as at 31 March 2020#	7,533.94	31,006.71	11,855.70	483.86	4,959.34	3,721.35	601.55	1,816.94	113.36	85.34	62,178.09	15,489.20
Additions	-	23.21	381.63	192.26	38.54	3.81	-6.87	51.15	12.53	34.55	784.55	1,616.12
Disposals/adjustments	-	-	-	-	-	-	-	(0.55)	-	(0.31)	(0.86)	(289.51)
Balance as at 31 March 2021	7,533.94	31,029.92	12,237.33	676.12	4,997.88	3,725.16	648.42	1,867.54	125.89	119.58	62,961.78	16,815.81
Accumulated depreciation												
Balance as at 01 April 2019	-	-	-	-	-	-	0.62	3.85	0.46	-	4.93	-
Charge for the year	-	429.24	371.14	39.27	132.82	154.54	23.85	144.81	5.90	4.97	1,306.53	-
Balance as at 31 March 2020#	-	429.24	371.14	39.27	132.82	154.54	24.47	148.66	6.36	4.97	1,311.46	-
Charge for the year	-	1,033.60	929.46	200.17	331.70	372.24	63.62	372.98	23.95	13.91	3,341.64	-
Disposals/adjustments	-	-	-	-	-	-	-	(0.09)	-	(0.01)	(0.10)	-
Balance as at 31 March 2021	-	1,462.84	1,300.60	239.44	464.52	526.78	88.09	521.55	30.31	18.87	4,653.00	-
Net block as at 31 March 2020#	7,533.94	30,577.47	11,484.56	444.59	4,826.52	3,566.81	577.08	1,668.28	107.00	80.37	60,866.62	15,489.20
Net block as at 31 March 2021	7,533.94	29,567.08	10,936.73	436.68	4,533.36	3,198.38	560.33	1,345.99	95.58	100.71	58,308.78	16,815.81

Due to change in accounting policy, previous year numbers have been restated. For details, refer note 39.

During the year ended 31 March 2021 and 31 March 2020, following expenses has been capitalised as part of capital work-in-progress.



Particulars	31 March 2021	31 March 2020
Borrowing costs	821.68	2,518.45
Employee benefits expense	75.90	729.28
Other expenses	-	204.08
Total	897.58	3,451.81

(i) Contractual obligations

Refer note 37 for disclosure of contractual commitments for the acquisition of property, plant and equipment and capital work-in-progress.

(ii) Property, plant and equipment pledged as security

Property, plant and equipment have been pledged as security for borrowings. Refer note 18 for details.



(This space has been intentionally left blank)

Medanta Holdings Private Limited

Summary of significant accounting policies and other explanatory information for the year ended 31 March 2021

6B Right of use assets*

(₹ in lakhs)

	Building	Other plant and equipment	Total
Gross block			
Balance as at 01 April 2019	-	-	-
Additions	386.99	22.61	409.60
Balance as at 31 March 2020	386.99	22.61	409.60
Additions	-	-	-
Balance as at 31 March 2021	386.99	22.61	409.60
Accumulated depreciation			
Balance as at 01 April 2019	-	-	-
Charge for the year	35.90	1.87	37.77
Balance as at 31 March 2020	35.90	1.87	37.77
Charge for the year	42.96	4.48	47.44
Balance as at 31 March 2021	78.86	6.35	85.21
Net block as at 31 March 2020	351.09	20.74	371.83
Net block as at 31 March 2021	308.13	16.26	324.39

* Refer note 41 for details.

6C Intangible assets

(₹ in lakhs)

	Software
Gross block	
Balance as at 01 April 2019	-
Additions	525.18
Balance as at 31 March 2020	525.18
Additions	31.58
Balance as at 31 March 2021	556.76
Accumulated amortisation	
Balance as at 01 April 2019	-
Charge for the year	40.65
Balance as at 31 March 2020	40.65
Charge for the year	106.17
Balance as at 31 March 2021	146.82
Net block as at 31 March 2020	484.53
Net block as at 31 March 2021	409.94

(This space has been intentionally left blank)



Medanta Holdings Private Limited

Summary of significant accounting policies and other explanatory information for the year ended 31 March 2021

	As at 31 March 2021 (₹ in lakhs)	As at 31 March 2020 (₹ in lakhs)
Note - 7		
Loans* - Non-current		
(Unsecured, considered good)		
Security deposits	204.55	193.68
	<u>204.55</u>	<u>193.68</u>
* The Company does not have any loans which are either credit impaired or where there is significant increase in credit risk.		
Note - 8		
A Other financial assets - non-current		
Bank deposits with maturity of more than 12 months	780.50	705.76
	<u>780.50</u>	<u>705.76</u>
Notes:		
(i) Bank deposits (excluding interest accrued) of ₹ 128.40 lakhs (31 March 2020: ₹ 48.39 lakhs) have been kept under lien as a security for servicing of interest of term loans.		
(ii) Bank deposits (excluding interest accrued) of ₹ 587.99 lakhs (31 March 2020: ₹ 594.56 lakhs) are kept under lien with bank as margin money against the letter of credit issued.		
(iii) Bank deposits (excluding interest accrued) of ₹ 55.15 lakhs (31 March 2020: ₹ 51.45 lakhs) have been pledged with banks against guarantees.		
B Other financial assets - current		
(Unsecured considered good)		
Receivables from related parties (refer note 35)	16.08	11.15
Other receivables	53.80	12.83
Unbilled revenue	66.55	19.72
Receivables under export benefit scheme*	-	172.08
	<u>136.43</u>	<u>215.78</u>
*Movement of receivables under export benefit scheme		
Opening balance	172.08	172.08
Less : grants expired/written off during the year	(172.08)	-
	<u>-</u>	<u>172.08</u>
Note - 9		
Deferred tax assets (net)		
Deferred tax assets arising on account of :		
Employee benefits	53.87	20.72
Unabsorbed business losses and depreciation	3,295.85	653.30
Tax impact of expenses which will be allowed on payment basis	406.64	-
Expected credit loss on trade receivables	1.25	-
Others	57.85	-
	<u>3,815.46</u>	<u>674.02</u>
Deferred tax liabilities arising on account of :		
Property, plant and equipment and intangible assets	(1,179.67)	(674.02)
	<u>(1,179.67)</u>	<u>(674.02)</u>
	<u>2,335.79</u>	<u>-</u>

(i) The Company has unabsorbed business losses (including unabsorbed depreciation) amounting of ₹ 13,095.40 lakhs (31 March 2020: ₹ 7,827.43 lakhs). Further, the unabsorbed business losses are available for utilisation for a maximum period of eight years.

(ii) The Company has recognized deferred tax assets for all deductible temporary differences and unused tax losses, as the Company expects that the taxable profit will be available against which the deductible temporary differences, and the carry forward of unused tax losses can be utilized.



(iii) Caption wise movement in deferred tax assets as follows:

(₹ in lakhs)

Particulars	01 April 2019	Recognised in other comprehensive income	Recognised in statement of profit and loss	31 March 2020
Assets				
Employee benefits	2.74	(0.29)	18.27	20.72
Unabsorbed business losses and depreciation	31.13	-	622.17	653.30
Others	0.48	-	(0.48)	-
Liabilities				
Property, plant and equipment and intangible assets	(0.06)	-	(673.96)	(674.02)
Sub-total	34.29	(0.29)	(34.00)	-
Minimum alternate tax credit entitlement	0.33	-	(0.33)	-
Total	34.62	(0.29)	(34.33)	-

(₹ in lakhs)

Particulars	31 March 2020	Recognised in other comprehensive income	Recognised in statement of profit and loss	31 March 2021
Assets				
Employee benefits	20.72	(12.61)	45.76	53.87
Unabsorbed business losses and depreciation	653.30	-	2,642.55	3,295.85
Tax impact of expenses which will be allowed on payment basis	-	-	406.64	406.64
Expected credit loss on trade receivables	-	-	1.25	1.25
Others	-	-	57.85	57.85
Liabilities				
Property, plant and equipment and intangible assets	(674.02)	-	(805.65)	(1,479.67)
Total	2,335.79	(12.61)	2,348.40	2,335.79



Medanta Holdings Private Limited

Summary of significant accounting policies and other explanatory information for the year ended 31 March 2021

	As at 31 March 2021 (₹ in lakhs)	As at 31 March 2020 (₹ in lakhs)
Note - 10		
Income-tax assets (net)		
Advance tax	182.76	11.45
	<u>182.76</u>	<u>11.45</u>
Note - 11		
A Other non-current assets		
Capital advances	54.78	83.49
	<u>54.78</u>	<u>83.49</u>
B Other current assets		
Prepaid expenses	121.62	33.78
Advance to material/service providers	8.83	7.98
Advance to employees	0.92	0.50
Balances with government authorities	13.18	-
	<u>144.55</u>	<u>42.26</u>
Note - 12		
Inventories*		
Pharmacy, medical and laboratory consumables related to in-patient services	550.04	581.33
Pharmacy and medical consumables related to sale of pharmacy products to out-patients	162.68	-
General stores	91.47	44.95
	<u>804.19</u>	<u>626.28</u>
* valued at cost or net realisable value, whichever is lower		
Note - 13		
Trade receivables		
Trade receivables considered good - unsecured#	431.55	83.93
Less: Allowance for expected credit loss	(4.96)	-
	<u>426.59</u>	<u>83.93</u>
# <i>inter alia</i> , includes ₹ 22.29 lakhs (31 March 2020: ₹ 2.77 lakhs) receivables from related parties (refer note 35).		
Note - 14		
Cash and cash equivalents		
Balances with banks in current accounts	701.59	980.89
Cash on hand	37.56	51.65
	<u>739.15</u>	<u>1,032.54</u>
Note - 15		
Other bank balances		
Bank deposits with maturity of more than three months and upto twelve months	317.73	265.93
	<u>317.73</u>	<u>265.93</u>

Notes:

(i) Bank deposits of ₹ 124.52 lakhs (31 March 2020: ₹ 265.93 lakhs) are kept under lien with bank as margin money against the letter of credit issued.

(This space has been intentionally left blank)



Medanta Holdings Private Limited

Summary of significant accounting policies and other explanatory information for the year ended 31 March 2021

Note - 16

A Equity share capital

i Authorised

	As at 31 March 2021		As at 31 March 2020	
	Number	Amount (₹ in lakhs)	Number	Amount (₹ in lakhs)
Equity share capital of face value of ₹ 10 each	85,000,000	8,500.00	85,000,000	8,500.00
		<u>8,500.00</u>		<u>8,500.00</u>
ii Issued, subscribed and paid up				
Equity share capital of face value of ₹ 10 each	71,736,341	7,173.63	65,407,228	6,540.72
		<u>7,173.63</u>		<u>6,540.72</u>
iii Reconciliation of number of equity shares outstanding at the beginning and at the end of the year				
Equity shares				
Balance at the beginning of the year	65,407,228	6,540.72	51,385,808	5,138.58
Add: Issued during the year	6,329,113	632.91	14,021,420	1,402.14
Balance at the end of the year	<u>71,736,341</u>	<u>7,173.63</u>	<u>65,407,228</u>	<u>6,540.72</u>

iv Rights, preferences and restrictions attached to equity shares

The holders of equity shares are entitled to receive dividends as declared from time to time, and are entitled to one vote per share at meetings of the Company.

v Details of shareholders holding more than 5% of equity share capital and shares held by Holding Company

Name of the equity shareholder

Global Health Limited (formerly known as Global Health Private Limited)*

*Out of this, one share is held by Dr. Naresh Trehan as a nominee of the Holding Company.

	Number	%	Number	%
Global Health Limited	71,736,341	100.00%	65,407,228	100.00%

vi Aggregate number and class of shares allotted as fully paid up pursuant to contract(s) without payment being received in cash, by way of bonus shares and shares bought back for the period of 5 years immediately preceding the balance sheet date

The Company did not issue any shares pursuant to contract(s) without payment being received in cash.

The Company did not issue bonus shares in preceding 5 years.

The Company has not undertaken any buy back of shares.

B Instruments entirely equity in nature

i Authorised

Compulsorily convertible preference shares of face value of ₹ 10 each

	As at 31 March 2021		As at 31 March 2020	
	Number	Amount (₹ in lakhs)	Number	Amount (₹ in lakhs)
Compulsorily convertible preference shares of face value of ₹ 10 each	15,000,000	1,500.00	15,000,000	1,500.00
		<u>1,500.00</u>		<u>1,500.00</u>

ii Issued, subscribed and fully paid up

Compulsorily convertible preference shares of face value of ₹ 10 each

Compulsorily convertible preference shares of face value of ₹ 10 each	2,478,929	247.89	6,329,113	632.91
		<u>247.89</u>		<u>632.91</u>

iii Reconciliation of number of compulsorily convertible preference shares outstanding at the beginning and at the end of the year

Compulsorily convertible preference shares

Balance at the beginning of the year

Add: Issued during the year

Less: Conversion into equity share capital during the year

Balance at the end of the year

Balance at the beginning of the year	6,329,113	632.91	7,230,769	723.08
Add: Issued during the year	2,478,929	247.89	13,119,764	1,311.98
Less: Conversion into equity share capital during the year	(6,329,113)	(632.91)	(14,021,420)	(1,402.14)
Balance at the end of the year	<u>2,478,929</u>	<u>247.89</u>	<u>6,329,113</u>	<u>632.91</u>

iv Rights, preferences and restrictions attached to compulsorily convertible preference shares

These shares are non-cumulative compulsorily convertible preference shares ('CCPS') having no dividend and voting rights. The shares are convertible into equity shares as per the events and conditions stated below :-

	Conversion event (earlier of the following)	Conversion ratio
1	At the option of the Company;	One equity share for each preference share
2	After the complete allotment of CCPS; or	
3	10 years from the date of issuance and allotment of the respective CCPS.	

v Details of shareholder holding more than 5% of CCPS

Name of the equity shareholder

Global Health Limited (formerly known as Global Health Private Limited)

	Number	%	Number	%
Global Health Limited	2,478,929	100.00%	6,329,113	100.00%

vi Aggregate number and class of shares allotted as fully paid up pursuant to contract(s) without payment being received in cash, by way of bonus CCPS and CCPS bought back for the period of 5 years immediately preceding the balance sheet date

The Company did not issue any CCPS pursuant to contract(s) without payment being received in cash.

The Company did not issue bonus CCPS in preceding 5 years.

The Company has not undertaken any buy back of CCPS.

Note - 17

Other equity

Capital contribution from Holding Company

Reserves and surplus

Securities premium

Retained earnings

	As at 31 March 2021 (₹ in lakhs)	As at 31 March 2020 (₹ in lakhs)
Capital contribution from Holding Company	200.00	200.00
Reserves and surplus		
Securities premium	27,977.48	25,725.37
Retained earnings	(6,821.52)	(5,646.69)
	<u>21,355.96</u>	<u>20,278.68</u>

Nature and purpose of other reserves

(i) Capital contribution


Capital contribution represents the amount of Served for India Scheme ('SfIS') licence transferred to the Company by the Holding Company.

(ii) Securities premium

Securities premium is used to record the premium on issue of shares and can be utilised in accordance with provisions of the Act.

(iii) Retained earnings

Retained earnings is used to record the balance of statement of profit and loss.



	As at 31 March 2021 (₹ in lakhs)	As at 31 March 2020 (₹ in lakhs)
Note - 18		
Borrowings - non-current		
Secured loans		
Term loans		
From banks (refer note (a) below)	40,794.96	39,115.79
Less: Current maturities of long-term borrowings (refer note 23)	(1,629.77)	(1,068.13)
	<u>39,165.19</u>	<u>38,047.66</u>
Unsecured loans		
Deferred payment liabilities (refer note (b) below)	5,387.04	4,766.04
Less: Current maturities of deferred payment liabilities	(4,646.47)	-
	<u>740.57</u>	<u>4,766.04</u>
	<u>39,905.76</u>	<u>42,813.70</u>

a) Repayment terms (including current maturities) and security details for term loan from banks:

- (i) The Company has loan facility with Yes Bank Limited ("YBL") amounting to ₹ 50,000.00 lakhs out of which YBL has novated ₹ 5,000.00 lakhs to State Bank of India (SBI). During the year, the Company has availed moratorium facility given by YBL in line with guidelines from Reserve Bank of India ("RBI") as a result of which interests (including interest on interest) due during the prescribed moratorium period amounting ₹ 1,732.35 lakhs were converted into loan. YBL has also revised the repayment schedule accordingly. The amount outstanding as on 31 March 2021 is payable in 28 quarterly instalments. The rate of interest as on 31 March 2021 is 8.40% per annum and interest is payable monthly. The outstanding balance as at 31 March 2021 is ₹ 35,696.16 lakhs (31 March 2020: ₹ 34,144.07 lakhs).

The loan is secured by way of first charge on -

- equitable mortgage on Medanta Hospital in Lucknow (in this note referred to as 'the Project') land admeasuring 12.50 acres and building;
- all current assets and movable property, plant and equipment of the Project;
- the Project's book debts, operating cash flows, receivables, commission and intangible assets (excluding goodwill) pertaining to the Project; and
- all the Project's bank accounts.

The borrower shall maintain a debts service reserve account (DSRA) for one month's principal and interest repayment, principal DSRA to be maintained one quarter prior to commencement of repayment. Interest DSRA to be created upfront at the time of each disbursement.

- (ii) The Company has loan facility with State Bank of India ("SBI") amounting to ₹ 5,000.00 lakhs. During the year, the Company has availed moratorium facility given by SBI in line with guidelines from Reserve Bank of India ("RBI") as a result of which interests (including interest on interest) due during prescribed moratorium period amounting ₹ 205.41 lakhs were converted into loan. SBI has also revised the repayment schedule accordingly. The amount outstanding as on 31 March 2021 is payable in 28 quarterly instalments. The rate of interest as on 31 March 2021 is 8.40% p.a. and interest is payable monthly. The outstanding balance as at 31 March 2021 is ₹ 5,098.80 lakhs (31 March 2020: ₹ 4,971.72 lakhs).

The loan is secured by way of first pari-passu charge on -

- equitable mortgage on Medanta Hospital in Lucknow (in this note referred to as 'the Project') land admeasuring 12.50 acres and building;
- all current assets and movable property, plant and equipment of the Project;
- the Project's book debts, operating cash flows, receivables, commission and intangible assets (excluding goodwill) pertaining to the Project; and
- all the Project's bank accounts.

The borrower shall maintain a debts service reserve account (DSRA) for one quarter principal and one month interest repayment, principal DSRA to be maintained one quarter prior to commencement of repayment. Interest DSRA to be created upfront at the time of each disbursement.


- b) This represents liability for medical equipment purchased on deferred payment terms to be repaid in January 2022 to October 2022.

The changes in the Company's liabilities arising from financing activities are summarised as follows:


Particulars	(₹ in lakhs)		
	Borrowings Non-current#	Finance cost*	Total
1 April 2019	33,015.66	278.11	33,293.77
Cash and non-cash movements:			
- Interest expense (including interest capitalised)	-	3,772.26	3,772.26
- Interest paid	-	(3,762.55)	(3,762.55)
- Proceeds from non-current borrowings	6,300.00	-	6,300.00
- Payments made	(199.87)	-	(199.87)
31 March 2020	39,115.79	287.82	39,403.61
Cash and non-cash movements:			
- Interest expense (including interest capitalised)	-	3,823.80	3,823.80
- Interest paid	-	(1,919.19)	(1,919.19)
- Interests of moratorium period converted into borrowings	1,937.76	(1,937.76)	-
- Payments made	(258.59)	-	(258.59)
31 March 2021	40,794.96	254.67	41,049.63

Including current maturities

* Opening and closing balances represent interest accrued outstanding at the respective year-end.



(This space has been intentionally left blank)



Medanta Holdings Private Limited

Summary of significant accounting policies and other explanatory information for the year ended 31 March 2021

	As at 31 March 2021 (₹ in lakhs)	As at 31 March 2020 (₹ in lakhs)
Note - 19		
A Lease liabilities - non-current	329.35	382.05
Lease liabilities (refer note 41)	<u>329.35</u>	<u>382.05</u>
B Lease liabilities - current	28.97	25.06
Lease liabilities (refer note 41)	<u>28.97</u>	<u>25.06</u>
The changes in the Company's lease liabilities arising from financing activities can be classified as follows:		
	(₹ in lakhs)	
Particulars	31 March 2021	31 March 2020
Opening lease liabilities (current and non-current)	407.11	-
Additions	-	425.13
Deletion/adjustment	(25.16)	-
Interest on lease liabilities	37.65	32.29
Payment of lease liabilities	(61.28)	(50.30)
Closing lease liabilities (current and non-current)	358.32	407.11

	31 March 2021	31 March 2020
Note - 20		
A Provisions - non-current		
Provision for employee benefits:		
Gratuity (refer note 38)	87.46	32.17
Compensated absences	111.13	49.19
	<u>198.59</u>	<u>81.36</u>
B Provisions - current		
Provision for employee benefits:		
Gratuity (refer note 38)	0.39	0.24
Compensated absences	15.08	8.98
	<u>15.47</u>	<u>9.22</u>

	31 March 2021	31 March 2020
Note - 21		
A Other non-current liabilities#		
Deferred government grants*	1,862.60	2,021.80
	<u>1,862.60</u>	<u>2,021.80</u>
* Deferred government grant		
Opening balance	2,221.63	1,264.27
Add : Grant received during the year	47.60	1,026.56
Less : Released to statement of profit and loss	(203.43)	(69.20)
	<u>2,065.80</u>	<u>2,221.63</u>
* Classified into		
Non-current portion	1,862.60	2,021.80
Current portion	203.20	199.83
	<u>2,065.80</u>	<u>2,221.63</u>
# Due to change in accounting policy, previous year numbers have been restated. For details, refer note 39.		
B Other current liabilities		
Deferred government grants#	203.20	199.83
Advance from customers	511.47	19.36
Payable to statutory authorities	153.57	182.60
	<u>868.24</u>	<u>401.79</u>
# Due to change in accounting policy, previous year numbers have been restated. For details, refer note 39.		

	31 March 2021	31 March 2020
Note - 22		
Trade payables - current		
A Total outstanding dues of micro enterprises and small enterprises*	698.09	151.23
	<u>698.09</u>	<u>151.23</u>

*Disclosure under the Micro, Small and Medium Enterprises Development Act, 2006 ("MSMED Act, 2006") as at 31 March 2021 and 31 March 2020

Particulars	31 March 2021 (₹ in lakhs)	31 March 2020 (₹ in lakhs)
i) the principal amount and the interest due thereon remaining unpaid to any supplier as at the end of each accounting year;	698.09	151.23
ii) the amount of interest paid by the buyer in terms of section 16, along with the amounts of the payment made to the supplier beyond the appointed day during each accounting year;	-	-
iii) the amount of interest due and payable for the period of delay in making payment (which have been paid but beyond the appointed day during the year) but without adding the interest specified under MSMED Act, 2006;	-	-
iv) the amount of interest accrued and remaining unpaid at the end of each accounting year; and	0.93	1.84
v) the amount of further interest remaining due and payable even in the succeeding years, until such date when the interest dues as above are actually paid to the small enterprise, for the purpose of disallowance as a deductible expenditure under section 23.	-	-

	31 March 2021	31 March 2020
Note - 23		
Other financial liabilities		
Current maturities of long-term borrowings	1,556.50	1,101.33
Current maturities of deferred payment liabilities	-	-
Interest accrued	254.67	287.82
Capital creditors*	1,157.57	4,619.96
Employee related payables	56.41	30.29
	<u>7,744.89</u>	<u>6,006.20</u>

* *inter alia*, includes ₹ 147.17 lakhs (31 March 2020: ₹ 6.96 lakhs) payable to related parties (refer note 35).



Medanta Holdings Private Limited

Summary of significant accounting policies and other explanatory information for the year ended 31 March 2021

	For the year ended 31 March 2021 (₹ in lakhs)	For the year ended 31 March 2020 (₹ in lakhs)
Note - 24		
Revenue from operations		
Income from healthcare services		
In patient	18,040.41	2,349.07
Out patient	3,575.31	430.81
Income from sale of pharmacy products to out-patients		
Sale of pharmacy products	144.02	-
Other operating revenue#		
Government grants income	203.43	69.20
	<u>21,963.17</u>	<u>2,849.08</u>
# Due to change in accounting policy, previous year numbers have been restated. For details, refer note 39.		
Note - 25		
Other income		
Interest income on bank deposits	85.69	75.00
Revenue share from food court	34.49	6.12
Revenue share from pharmacy	71.78	9.78
Miscellaneous income	47.96	20.80
	<u>239.92</u>	<u>111.70</u>
Note - 26		
Cost of materials consumed		
Pharmacy, medical and laboratory consumables related to in-patient services		
Opening stock	581.33	-
Add: Purchases	4,457.94	1,109.60
Less: Closing stock	(550.04)	(581.33)
Materials consumed	<u>4,489.23</u>	<u>528.27</u>
General stores		
Opening stock	44.95	-
Add: Purchases	138.26	78.76
Less: Closing stock	(91.47)	(44.95)
Materials consumed	<u>91.74</u>	<u>33.81</u>
Pharmacy and medical consumables related to sale of pharmacy products to out-patients		
Opening stock	-	-
Add: Purchases	261.37	-
Less: Closing stock	(162.68)	-
Materials consumed	<u>98.69</u>	<u>-</u>
	<u>4,679.66</u>	<u>562.08</u>
Note - 27		
Employee benefits expense		
Salaries and wages*	4,653.26	1,545.24
Contribution to provident and other funds ¹	300.42	102.14
Staff welfare expenses	0.83	0.54
	<u>4,954.51</u>	<u>1,647.92</u>
* During the year ended 31 March 2021, employee benefits expense of ₹ 75.90 lakhs (31 March 2020: ₹ 729.28 lakhs) has been capitalised as a part of capital work- in- progress.		
Note - 28		
Finance costs		
Interest on term loans ¹	3,002.12	1,248.99
Interest on lease liabilities	37.65	32.29
Interest on deferred payment liabilities	435.11	377.53
Other borrowing costs	0.95	1.84
	<u>3,475.83</u>	<u>1,660.65</u>
* During the year ended 31 March 2021, finance costs of ₹ 821.68 lakhs (31 March 2020: ₹ 2,518.45 lakhs) has been capitalised as a part of capital work- in- progress.		
Note - 29		
Depreciation and amortisation expense		
Depreciation of property, plant and equipment#	3,341.64	1,306.53
Depreciation on right of use assets	47.44	37.77
Amortisation of intangible assets	106.17	40.65
	<u>3,495.25</u>	<u>1,384.96</u>
# Due to change in accounting policy, previous year number has been restated. For details, refer note 39.		
Note - 30A		
Impairment losses on financial assets		
Expected credit loss on trade receivables	4.96	-
	<u>4.96</u>	<u>-</u>



Medanta Holdings Private Limited

Summary of significant accounting policies and other explanatory information for the year ended 31 March 2021

	For the year ended 31 March 2021 (₹ in lakhs)	For the year ended 31 March 2020 (₹ in lakhs)
Note - 30B		
Other expenses*		
Power and fuel	1,086.55	349.25
Lease rent		
Premises	52.72	46.93
Equipments	426.69	83.95
Repair and maintenance		
Equipments	80.17	53.82
Office	5.53	1.64
Building	58.61	8.25
Rates and taxes	3.14	39.33
Training and recruitment expenses	77.70	156.15
Insurance	44.28	19.03
Travelling and conveyance	40.46	113.41
Communication expenses	29.21	11.52
Auditor's remuneration		
Statutory audit fees (including taxes)	23.01	20.65
Reimbursement of expenses (including taxes)	0.22	0.27
Pantry expenses	301.99	63.27
Laundry expenses	193.04	57.99
Security expenses	274.21	119.70
Facility management expenses	1,235.41	387.19
Advertisement and sales promotions	76.96	75.59
Legal and professional expenses	48.62	30.67
Retainership fees	4,312.63	1,156.95
Printing and stationery	91.99	33.85
Bank charges	98.15	12.67
Foreign exchange loss (net)	187.00	221.36
Receivables under export benefit scheme written off	172.08	-
Miscellaneous expenses	243.25	94.24
	<u>9,153.62</u>	<u>3,157.68</u>

* During the year ended 31 March 2021, other expenses of ₹ nil (31 March 2020: ₹ 204.08 lakhs) has been capitalised as a part of capital work in-progress.

Note - 31

Tax expenses

Deferred tax (credit)/expense

(2,348.40) 34.33

Tax expenses recognised in the statement of profit and loss

(2,348.40) 34.33

During the previous year, the Company had elected to exercise the option permitted under section 115BAA of the Income-tax Act, 1961 as introduced by the Taxation Laws (Amendment) Ordinance, 2019. Accordingly, the Company had re-measured its deferred tax assets/liabilities basis the rate prescribed in the aforesaid section.

The major components of the reconciliation of expected tax expense based on the domestic effective tax rate of the Company at 25.168% and the reported tax expense in the statement of profit and loss are as follows:

Accounting profit before income tax	(3,560.74)	(5,452.51)
At India's statutory income tax rate of 25.168% (31 March 2020: 22.88%)	(896.17)	(1,247.53)
Tax effect of amounts which are not deductible (taxable) in calculating taxable income:		
Tax impact of statutory deduction allowed as per Income-tax act, 1961 under the head income from 'House Property'	(8.02)	1.09
Tax impact of unabsorbed business losses (including unabsorbed depreciation)	(1,601.12)	1,200.34
Tax impact of expenses which will never be allowed under Income-tax Act, 1961	156.90	84.87
Tax impact on account of change in income tax rate	-	(4.45)
Income tax expense	<u>(2,348.40)</u>	<u>34.33</u>


Note - 32

Earnings per share (EPS)

Earnings per share ('EPS') is determined based on the net profit attributable to the shareholders. Basic earnings per share is computed using the weighted average number of shares outstanding during the year. Diluted earnings per share is computed using the weighted average number of common and dilutive common equivalent shares outstanding during the year, except where the result would be anti-dilutive.

	31 March 2021	31 March 2020
Loss attributable to equity shareholders for basic and diluted EPS	(1,212.34)	(5,486.84)
Weighted average number of equity shares for basic EPS *	73,148,991	62,566,930
Weighted average number of equity shares for diluted EPS *	73,148,991	62,566,930
Earnings per equity share		
Basic	(1.66)	(8.77)
Diluted	(1.66)	(8.77)

*The Company has compulsorily convertible preference shares which are expected to be converted into equity shares in the ratio of 1:1 and duly considered in calculation of basic earning per share.



Medanta Holdings Private Limited

Summary of significant accounting policies and other explanatory information for the year ended 31 March 2021

Note - 33

Fair value disclosures

(i) Fair value hierarchy

The following explains the judgements and estimates made in determining the fair values of the financial instruments that are recognised and measured at fair value. To provide an indication about the reliability of the inputs used in determining fair value, the Company has classified its financial instruments into the three levels prescribed under the accounting standard.

Level 1: quoted prices (unadjusted) in active markets for financial instruments.

Level 2: inputs other than quoted prices included within Level 1 that are observable for the asset or liability, either directly or indirectly.

Level 3: unobservable inputs for the asset or liability.

Valuation techniques used to determine fair value

The fair value of the financial instruments are included at the amount that would be received to sell an asset and paid to transfer a liability in an orderly transaction between market participants. The following methods were used to estimate the fair values:-

- Cash and cash equivalents, other bank balances, loans, other current financial assets, trade payables and other current financial liabilities: Approximate their carrying amounts largely due to the short-term maturities of these instruments.

- Borrowings taken by the Company are as per the Company's credit and liquidity risk assessment and there is no comparable instrument having the similar terms and conditions with related security being pledged and hence the carrying value of the borrowings represents the best estimate of fair value.

(ii) Fair value of assets and liabilities which are measured at amortised cost for which fair value are disclosed (₹ in lakhs)

Particulars	As at 31 March 2021		As at 31 March 2020	
	Carrying value	Fair value	Carrying value	Fair value
Financial assets				
Loans	204.55	204.55	193.68	193.68
Cash and cash equivalents	739.15	739.15	1,190.60	1,190.60
Other bank balances	317.73	317.73	107.87	107.87
Trade receivables	426.59	426.59	83.93	83.93
Other financial assets	916.93	916.93	921.54	921.54
Total financial assets	2,604.95	2,604.95	2,497.62	2,497.62
Financial liabilities				
Borrowings (including current maturities of long-term borrowings and deferred payment liabilities)	46,182.01	46,182.01	43,881.82	43,881.82
Lease liabilities	358.32	358.32	407.11	407.11
Trade payables	2,254.59	2,254.59	1,279.79	1,279.79
Other financial liabilities (excluding current maturities of long-term borrowings and deferred payment liabilities)	1,468.65	1,468.65	4,938.07	4,938.07
Total financial liabilities	50,263.57	50,263.57	50,506.79	50,506.79

Note - 34

Financial risk management

(i) Financial instruments by category*

(₹ in lakhs)

Particulars	As at 31 March 2021	As at 31 March 2020
	Amortised cost	Amortised cost
Financial assets		
Loans	204.55	193.68
Cash and cash equivalents	739.15	1,190.60
Other bank balances	317.73	107.87
Trade receivables	426.59	83.93
Other financial assets	916.93	921.54
Total financial assets	2,604.95	2,497.62
Financial liabilities		
Borrowings (including current maturities of long-term borrowings and deferred payment liabilities)	46,182.01	43,881.82
Lease liabilities	358.32	407.11
Trade payables	2,254.59	1,279.79
Other financial liabilities (excluding current maturities of long-term borrowings and deferred payment liabilities)	1,468.65	4,938.07
Total financial liabilities	50,263.57	50,506.79

*There are no financial assets and liabilities which are measured at fair value through other comprehensive income or fair value through profit or loss.

(ii) Risk management

The Company's activities expose it to market risk (foreign exchange and interest risk), liquidity risk and credit risk. The Company's Board of Directors have overall responsibility for the establishment and oversight of the Company's risk management framework. This note explains the sources of risk which the entity is exposed to and how the entity manages the risk and the related impact in the financial statements.

Risk	Exposure arising from	Measurement	Management
Credit risk	Cash and cash equivalents, other bank balances, loans and other financial assets	Ageing analysis	Diversification of bank deposits and credit limits and regular monitoring and follow ups
Liquidity risk	Borrowings, trade payables and other financial liabilities	Cash flow forecasts	Availability of committed credit lines and borrowing facilities
Market risk – foreign exchange	Recognised financial assets and liabilities not denominated in Indian rupee	Cash flow forecasting sensitivity analysis	Forward foreign exchange contracts
Market risk – interest rate	Borrowings at variable rates	Sensitivity analysis	Diversification of borrowings



Medanta Holdings Private Limited

Summary of significant accounting policies and other explanatory information for the year ended 31 March 2021

(a) Credit risk

i) Credit risk management

Credit risk is the risk of financial loss to the Company if a customer or counterparty to a financial asset fails to meet its contractual obligations. The Company's exposure to credit risk is influenced mainly by the individual characteristics of each financial asset. The carrying amounts of financial assets represent the maximum credit risk exposure.

A default on a financial asset is when the counterparty fails to make contractual payments as per agreed terms. This definition of default is determined by considering the business environment in which entity operates and other macro-economic factors.

The Company has a credit risk management policy in place to limit credit losses due to non-performance of counterparties. The Company monitors its exposure to credit risk on an ongoing basis. Assets are written off when there is no reasonable expectation of recovery. Where loans and receivables are written off, the Company continues to engage in enforcement activity to attempt to recover the dues.

Trade receivables

The Company closely monitors the credit-worthiness of the receivables through internal systems that are configured to define credit limits of customers, thereby, limiting the credit risk to pre-calculated amounts. The Company has started its commercial operations during the previous year and accordingly, the Company did not recognise any expected credit loss for trade receivables as most of the balances were received subsequent to the year-end. However, during the year, the Company has used simplified approach (lifetime expected credit loss model) for the purpose of computation of expected credit loss for trade receivables. Credit risk of Company's receivables is considered low, except for, third party administrators of insurance companies whereby expected credit loss is recognised based on expected deductions by them.

Cash and cash equivalents and other bank balances

Credit risk related to cash and cash equivalents and bank deposits is managed by only investing in deposits with highly rated banks and financial institutions and diversifying bank deposits and accounts in different banks. Credit risk is considered low because the Company deals with highly rated banks and financial institution.

Loans and other financial assets

Loans and other financial assets measured at amortized cost includes security deposits and other receivables. Credit risk related to these financial assets is managed by monitoring the recoverability of such amounts continuously, while at the same time internal control system are in place to ensure the amounts are within defined limits. Credit risk is considered low because the Company is in possession of the underlying asset (in case of security deposit) or as per trade experience (in case of unbilled revenue from patient and other receivables from revenue sharing arrangements). Further, the Company creates provision by assessing individual financial asset for expectation of any credit loss basis 12 month expected credit loss model.

b) Credit risk exposure

i) Expected credit loss for trade receivables under simplified approach i.e. provision matrix approach using historical trends.

As at 31 March 2021

(₹ in lakhs)

Particulars	Government	Non-government				Total
		Individuals	Corporates	Third party administrators of insurance companies	Others	
Gross carrying value	0.48	13.35	26.23	391.49	-	431.55
Less: Expected credit loss (impairment)	-	-	-	(4.96)	-	(4.96)
Carrying amount (net of impairment)	0.48	13.35	26.23	386.53	-	426.59

As at 31 March 2020

The Company's outstanding trade receivables are from third party administrators of insurance companies amounting to ₹ 82.54 lakhs.

ii) Expected credit losses for other financial assets (measured at an amount equal to 12 months expected credit losses)

As at 31 March 2021

(₹ in lakhs)

Particulars	Estimated gross carrying amount at default	Expected credit losses	Carrying amount net of impairment provision
Loans	204.55	-	204.55
Cash and cash equivalents	739.15	-	739.15
Other bank balances	317.73	-	317.73
Other financial assets	916.93	-	916.93

As at 31 March 2020

(₹ in lakhs)


Particulars	Estimated gross carrying amount at default	Expected credit losses	Carrying amount net of impairment provision
Loans	193.68	-	193.68
Cash and cash equivalents	1,190.60	-	1,190.60
Other bank balances	107.87	-	107.87
Other financial assets	921.54	-	921.54

iii) Reconciliation of expected credit loss for other financials asset and trade receivables

(₹ in lakhs)

Reconciliation of loss allowance	Trade receivables
Loss allowance on 1 April 2019	-
Allowance for expected credit loss	-
Loss allowance on 31 March 2020	-
Allowance for expected credit loss	4.96
Loss allowance on 31 March 2021	4.96

The loss allowance in respect of trade receivables has changed due to increase in gross carrying amount and change in expected recovery rates.



Medanta Holdings Private Limited

Summary of significant accounting policies and other explanatory information for the year ended 31 March 2021

(b) Liquidity risk

Liquidity risk is the risk that the Company will encounter difficulty in meeting the obligations associated with its financial liabilities that are settled by delivering cash or another financial asset. The Company's approach to managing liquidity is to ensure, that it will have sufficient liquidity to meet its liabilities when they are due.

The Company maintains flexibility in funding by maintaining availability under committed credit lines. Management monitors the Company's liquidity position (also comprising the undrawn borrowing facilities) and cash and cash equivalents on the basis of expected cash flows.

The Company takes into account the liquidity of the market in which the entity operates.

Maturities of financial liabilities

The following are the remaining contractual maturities of financial liabilities at the reporting date. The amounts are gross and undiscounted and include contractual interest payments and exclude the impact of netting agreements.

As at 31 March 2021 (₹ in lakhs)

Particulars	Less than 1 year	1 - 3 years	More than 3 years	Total
Non-derivatives				
Borrowings	6,692.93	14,609.91	25,409.16	46,712.00
Lease liabilities	62.70	210.42	237.07	510.19
Trade payables	2,254.59	-	-	2,254.59
Other financial liabilities	1,468.65	-	-	1,468.65
Total	10,478.87	14,820.33	25,646.23	50,945.43

As at 31 March 2020 (₹ in lakhs)

Particulars	Less than 1 year	1 - 3 years	More than 3 years	Total
Non-derivatives				
Borrowings	1,068.13	12,816.07	30,967.29	44,851.49
Lease liabilities	62.70	132.53	377.66	572.89
Trade payables	1,279.79	-	-	1,279.79
Other financial liabilities	4,938.07	-	-	4,938.07
Total	7,348.69	12,948.60	31,344.95	51,642.24

The Company also has access to the following undrawn borrowing from banks at the end of the reporting period. (₹ in lakhs)

Particulars	As at 31 March 2021	As at 31 March 2020
Undrawn borrowing facilities	904.49	516.32

(c) Market risk

(i) Foreign exchange risk

The Company has international transactions and is exposed to foreign exchange risk arising from foreign currency transactions (imports and exports). Foreign exchange risk arises from future commercial transactions and recognised assets and liabilities denominated in a currency that is not the Company's functional currency. The Company has not hedged its foreign exchange receivables and payables as at 31 March 2021.

Foreign currency risk exposure:

Particulars	As at 31 March 2021		As at 31 March 2020	
	Foreign currency	Amount (₹ in lakhs)	Foreign currency	Amount (₹ in lakhs)
Liabilities				
Deferred payment liabilities	USD	406.74	USD	380.68
	EURO	4,980.30	EURO	4,385.36
		5,387.04		4,766.04

Sensitivity

The sensitivity of profit or loss to changes in the exchange rates arises from foreign currency denominated financial instruments. (₹ in lakhs)

Particulars	Currency	31 March 2021		31 March 2020	
		Exchange rate increase by 1%	Exchange rate decrease by 1%	Exchange rate increase by 5%	Exchange rate decrease by 5%
Liabilities					
Deferred payment liabilities	USD	(4.07)	4.07	(22.84)	22.84
	EURO	(49.80)	49.80	(263.12)	263.12

(ii) Interest rate risk

The exposure of the Company's borrowing to interest rate changes at the end of reporting year are as follows:



The Company's variable rate borrowing is subject to interest rate risk. Below is the overall exposure of the borrowing: (₹ in lakhs)

Particulars	As at 31 March 2021	As at 31 March 2020
Variable rate borrowing	40,794.96	39,115.79
Fixed rate borrowing	-	-
Total borrowings	40,794.96	39,115.79

Sensitivity

Profit or loss is sensitive to higher/lower interest expense from borrowings as a result of changes in interest rates. (₹ in lakhs)

Particulars	31 March 2021	31 March 2020
Interest rates – increase by 100 basis points	(407.95)	(391.16)
Interest rates – decrease by 100 basis points	407.95	391.16



Medanta Holdings Private Limited

Summary of significant accounting policies and other explanatory information for the year ended 31 March 2021

Note - 35

Related party transactions

In accordance with the requirements of Ind AS 24, Related party disclosures, the names of the related parties, transactions and year-end balances with them as identified and certified by the management are given below:

- | | |
|---|---|
| i) Individual exercising ultimate control over the Company | Dr. Naresh Trehan |
| ii) Holding Company | Global Health Limited (formerly known as Global Health Private Limited) |
| iii) Key management personnel (KMP) | Dr. Naresh Trehan
Mr. Neeraj Bhardwaj
Mr. Ravi Kant Jaipuria
Mr. Sunil Sachdeva
Mr. Pranab Bal (from 26 September 2019) |
| iv) Relatives of KMPs | Mr. Naveen Trehan (brother of Dr. Naresh Trehan) |
| v) Enterprises over which KMPs are able to exercise control/joint control with whom transactions have been undertaken | IFAN Global India Private Limited
Raksha TPA Private Limited
Devyani International Limited |

(a) Transactions with related parties carried out in the ordinary course of business:

(₹ in lakhs)



S No.	Particulars	Year	Related parties			Total
			Holding Company	Key management personnel	Enterprises over which KMPs are able to exercise control/joint control	
1	Issue of compulsorily convertible preference shares (including securities premium)					
	Global Health Limited (formerly known as Global Health Private Limited)	31 March 2021	2,500.00	-	-	2,500.00
		31 March 2020	10,300.00	-	-	10,300.00
2	Purchase of property, plant and equipment					
	Global Health Limited (formerly known as Global Health Private Limited)	31 March 2021	39.24	-	-	39.24
		31 March 2020	7.39	-	-	7.39
3	Purchase of pharmacy, medical and laboratory consumables related to in-patient services					
	Global Health Limited (formerly known as Global Health Private Limited)	31 March 2021	3.62	-	-	3.62
		31 March 2020	-	-	-	-
4	Recruitment expenses					
	IFAN Global India Private Limited	31 March 2021	-	-	51.17	51.17
		31 March 2020	-	-	133.96	133.96
5	Outsourced laboratory expenses					
	Global Health Limited (formerly known as Global Health Private Limited)	31 March 2021	51.29	-	-	51.29
		31 March 2020	11.04	-	-	11.04
6	Revenue from healthcare services					
	Raksha TPA Private Limited	31 March 2021	-	-	25.28	25.28
		31 March 2020	-	-	6.43	6.43
7	Revenue share from food court					
	Devyani International Limited	31 March 2021	-	-	32.19	32.19
		31 March 2020	-	-	6.61	6.61
8	Reimbursement of expenses					
	Devyani International Limited	31 March 2021	-	-	4.94	4.94
		31 March 2020	-	-	-	-
	Global Health Limited (formerly known as Global Health Private Limited)	31 March 2021	108.59	-	-	108.59
		31 March 2020	-	-	-	-
9	Salaries and other benefits					
	Pranab Bal^	31 March 2021	-	96.12	-	96.12
		31 March 2020	-	53.69	-	53.69

^ inclusive of post employment benefit of ₹ 1.14 lakhs (31 March 2020: ₹ 0.58 lakhs)

(b) Closing balance with related parties in the ordinary course of business :

(₹ in lakhs)

S No.	Particulars	Year	Related parties			Total
			Holding Company	Key management personnel	Enterprise over which KMP is able to exercise significant influence	
1	Equity share capital					
	Global Health Limited (formerly known as Global Health Private Limited)	31 March 2021	7,173.63	-	-	7,173.63
		31 March 2020	6,540.72	-	-	6,540.72
2	Compulsorily convertible preference shares					
	Global Health Limited (formerly known as Global Health Private Limited)	31 March 2021	247.89	-	-	247.89
		31 March 2020	632.91	-	-	632.91
3	Capital contribution					
	Global Health Limited (formerly known as Global Health Private Limited)	31 March 2021	200.00	-	-	200.00
		31 March 2020	200.00	-	-	200.00
4	Capital creditors and other payables					
	Global Health Limited (formerly known as Global Health Private Limited)	31 March 2021	150.90	-	-	150.90
		31 March 2020	6.96	-	-	6.96
5	Trade payables					
	IFAN Global India Private Limited	31 March 2021	-	-	6.79	6.79
		31 March 2020	-	-	16.19	16.19
	Global Health Limited (formerly known as Global Health Private Limited)	31 March 2021	47.45	-	-	47.45
		31 March 2020	11.04	-	-	11.04
6	Trade receivables					
	Raksha TPA Private Limited	31 March 2021	-	-	22.29	22.29
		31 March 2020	-	-	2.77	2.77
7	Other receivables					
	Devyani International Limited	31 March 2021	-	-	11.88	11.88
		31 March 2020	-	-	6.61	6.61
	Global Health Limited (formerly known as Global Health Private Limited)	31 March 2021	4.20	-	-	4.20
		31 March 2020	4.54	-	-	4.54



Medanta Holdings Private Limited

Summary of significant accounting policies and other explanatory information for the year ended 31 March 2021

Note - 36

Capital management

The Company's objectives when managing capital are to:

- To ensure Company's ability to continue as a going concern, and
- To maintain optimum capital structure and to reduce cost of capital

Management assesses the capital requirements in order to maintain an efficient overall financing structure. The Company manages the capital structure and makes adjustments to it in the light of changes in economic conditions and the risk characteristics of the underlying assets. The Company is not subject to externally imposed capital requirements. The Company is in process of seeking waiver with respect to compliance of debt covenants as per the terms of the borrowing facility arrangements. The Company manages its capital requirements by overseeing the gearing ratio:

(₹ in lakhs)		
Particulars	As at 31 March 2021	As at 31 March 2020
Total borrowings (excluding interest accrued)	46,182.00	43,881.83
Total equity	28,777.48	27,452.31
Net debt to equity ratio	1.60	1.60

Note - 37

Commitments

(i) Capital commitment

(₹ in lakhs)		
Particulars	As at 31 March 2021	As at 31 March 2020
Property, plant and equipment and capital work-in-progress (net of advances)	1,075.71	3,810.42

Note - 38

Employee benefits obligations

A Defined contribution plan

(₹ in lakhs)		
Particulars	For the year ended 31 March 2021	For the year ended 31 March 2020
Employer's contribution to provident fund charged to statement of profit and loss	253.55	86.39
Contribution to Employee state insurance scheme charged to statement of profit and loss	46.87	15.75
Total	300.42	102.14

*Contributions are made to recognised provident fund administered by the Government of India for employees at the rate of 12% of basic salary as per regulations. The obligation of the Company is limited to the amount contributed and it has no further contractual or constructive obligation.

B Gratuity

The Company provides for gratuity for employees in India as per the Payment of Gratuity Act, 1972. Employees who are in continuous service for a period of 5 years are eligible for gratuity. The amount of gratuity payable on retirement/separation is the employees last drawn basic salary per month computed proportionately for 15 days salary multiplied for the number of years of service.

(i) Amounts recognized in the balance sheet

(₹ in lakhs)		
Particulars	As at 31 March 2021	As at 31 March 2020
Present value of the obligation at end	87.85	32.41
Unfunded liability/provision in balance sheet	(87.85)	(32.41)

Bifurcation of present value of obligation at the end of the year - current and non-current

(₹ in lakhs)		
Particulars	As at 31 March 2021	As at 31 March 2020
Current liability	0.39	0.24
Non-current liability	87.46	32.17
Total	87.85	32.41

(ii) Expenses recognized in other comprehensive income


(₹ in lakhs)		
Particulars	For the year ended 31 March 2021	For the year ended 31 March 2020
Actuarial (gains)		
-Changes in demographic assumptions	-	(0.02)
-Changes in financial assumptions	-	0.27
-Changes in experience adjustment	(5.45)	(1.52)
Gain recognized in other comprehensive income	(5.45)	(1.27)

(iii) Expenses recognized in statement of profit and loss

(₹ in lakhs)		
Particulars	For the year ended 31 March 2021	For the year ended 31 March 2020
Current service cost	58.84	26.81
Interest cost	2.18	0.58
Expense recognized during the year	61.02	27.39

(iv) Movement in the liability recognized in the balance sheet is as under:

(₹ in lakhs)		
Particulars	As at 31 March 2021	As at 31 March 2020
Present value of defined benefit obligation at the beginning of the year	32.41	7.96
Current service cost	58.84	26.81
Interest cost	2.18	0.58
Actuarial gain	(5.45)	(1.27)
Benefits paid	(0.14)	(1.67)
Present value of defined benefit obligation at the end of the year	87.85	32.41



Medanta Holdings Private Limited

Summary of significant accounting policies and other explanatory information for the year ended 31 March 2021

(v) For determination of the liability of the Company the following actuarial assumptions were used:

Particulars	As at 31 March 2021	As at 31 March 2020
Discount rate	6.76%	6.76%
Salary escalation rate	5.00%	5.00%
Retirement age (years)	60 years	60 years
Average past service	1.14 Years	0.45 Years
Average age	29.00 Years	28.43 Years
Average remaining working life	31.00 Years	31.57 Years
Withdrawal rate		
Up to 30 Years	4.00%	4.00%
From 31 to 44 years	3.00%	3.00%
Above 44 years	2.00%	2.00%

Mortality rates inclusive of provision for disability -100% of IALM (2012 – 14)

(vi) Maturity profile of defined benefit obligation

		(₹ in lakhs)	
Year 31 March 2021	Year 31 March 2020	As at 31 March 2021	As at 31 March 2020
April 2021- March 2022	April 2020- March 2021	0.40	0.24
April 2022- March 2023	April 2021- March 2022	0.21	0.18
April 2023- March 2024	April 2022- March 2023	3.98	0.19
April 2024- March 2025	April 2023- March 2024	5.60	2.50
April 2025- March 2026	April 2024- March 2025	4.98	2.03
April 2026 onwards	April 2025 onwards	226.35	86.89
Gross Total		241.52	92.03

(vii) Sensitivity analysis for gratuity

		(₹ in lakhs)	
Particulars		As at 31 March 2021	As at 31 March 2020
a) Impact of the change in discount rate			
Present value of obligation at the end of the year		87.85	32.41
Impact due to increase of 0.50 %		(6.35)	(2.24)
Impact due to decrease of 0.50 %		7.12	2.52
b) Impact of the change in salary increase			
Present value of obligation at the end of the year		87.85	32.41
Impact due to increase of 0.50 %		7.21	2.55
Impact due to decrease of 0.50 %		(6.47)	(2.29)

Sensitivities due to mortality and withdrawals are not material. Hence, impact of change is not calculated above.

Sensitivities as to rate of inflation, rate of increase of pensions in payment, rate of increase of pensions before retirement and life expectancy are not applicable being a lump sum benefit on retirement.

The above sensitivity analysis are based on a change in an assumption while holding all other assumptions constant. In practice, this is unlikely to occur, and changes in sum of the assumptions may be correlated. When calculating the sensitivity of defined benefit obligation to significant actuarial assumptions the same method (present value of defined benefit obligations calculated with the projected unit credit method at the end of the reporting period) has been applied as when calculating the defined benefit liability recognised in the balance sheet.


Risk

Salary increases	Actual salary increases will increase the plan's liability. Increase in salary increase rate assumption in future valuations will also increase the liability.
Discount rate	Reduction in discount rate in subsequent valuations can increase the plan's liability.
Mortality and disability	Actual deaths and disability cases proving lower or higher than assumed in the valuation can impact the liabilities.
Withdrawals	Actual withdrawals proving higher or lower than assumed withdrawals and change of withdrawal rates at subsequent valuations can impact the plan's liability.

Note - 39

Change in accounting policy of government grants

- I During the year, the Company has voluntarily changed its accounting policy related to government grants whereby, grants relating to capital assets are recognised as deferred income on initial recognition and are credited to statement of profit and loss on a straight line basis over the expected useful life of the related asset and presented within other income and grants relating to revenue item is recognized in statement of profit and loss on a systematic basis over the periods in which the related costs are expensed.
- II The application of new accounting policy will depict the actual cost of the capital assets and provides more relevant information to the users of financial statements.



Medanta Holdings Private Limited

Summary of significant accounting policies and other explanatory information for the year ended 31 March 2021

III Below are the impact on financial statements line item:

(₹ in lakhs)

A Particulars	As at 31 March 2021	As at 31 March 2020	As at 01 April 2019
Balance sheet			
Increase in property, plant and equipment (net block)	1,859.77	1,999.70	-
Increase in capital work-in-progress	-	-	1,035.76
Increase in other non-current liabilities	1,672.48	1,815.78	1,002.56
Increase in other current liabilities	187.29	183.92	33.20

(₹ in lakhs)

B Particulars	For the year ended 31 March 2021	For the year ended 31 March 2020
Increase in other operating revenue	187.52	62.62
Increase in depreciation and amortisation expense	187.52	62.62

C There is no impact on basic and diluted earnings per share.

Note - 40

Previous year figures have been regrouped/reclassified, where necessary, to confirm to this years classification, as below -

Statement of profit and loss	31 March 2020 (Reported)	Adjustments	31 March 2020 (Reclassified)	Adjustments due to change in accounting policy*	31 March 2020 (Restated)
Other operating revenue	-	6.58	6.58	62.62	69.20
Other income	6.58	(6.58)	-	-	-

* Refer note 39

Balance sheet	31 March 2020 (Reported)	Adjustments	31 March 2020 (Reclassified)
Cash and cash equivalents	1,190.60	(158.06)	1,032.54
Other bank balances	107.87	158.06	265.93

(This space has been intentionally left blank)



Medanta Holdings Private Limited

Summary of significant accounting policies and other explanatory information for the year ended 31 March 2021

Note - 41

Lease related disclosures as lessee

The Company has leases for building and equipments. With the exception of short-term leases and leases of low-value underlying assets, each lease is reflected on the balance sheet as a right-of-use asset and a lease liability. Variable lease payments which do not depend on an index or a rate are excluded from the initial measurement of the lease liability and right of use assets. The Company classifies its right-of-use assets in a consistent manner to its property, plant and equipment.

Each lease generally imposes a restriction that, unless there is a contractual right for the Company to sublease the asset to another party, the right-of-use asset can only be used by the Company. Some leases contain an option to extend the lease for a further term. The Company is prohibited from selling or pledging the underlying leased assets as security. For leases over buildings and equipments, the Company must keep those properties in a good state of repair and return the properties in their original condition at the end of the lease. Further, the Company is required to pay maintenance fees in accordance with the lease contracts.

A Lease payments not included in measurement of lease liability

The expense relating to payments not included in the measurement of the lease liability is as follows:

Particulars	(₹ in lakhs)	
	31 March 2021	31 March 2020
Short-term leases	479.41	130.88

B As at 31 March 2021, the Company was committed to short-term leases and the total commitment as at that date was ₹ 25.37 lakhs (31 March 2020 : ₹ 22.60 lakhs).

C Total cash outflow for leases for the year ended 31 March 2021 was ₹ 61.27 lakhs (31 March 2020 : ₹ 50.30 lakhs).

D Total expense recognised during the year

Particulars	(₹ in lakhs)	
	31 March 2021	31 March 2020
Interest on lease liabilities	37.65	32.29
Depreciation on right of use asset	47.44	37.77

E Maturity of lease liabilities

The lease liabilities are secured by the related underlying assets. Future minimum lease payments were as follows:

31 March 2021	Minimum lease payments due						Total
	Within 1 year	1-2 years	2-3 years	3-4 years	4-5 years	More than 5 years	
Lease payments	62.70	69.83	71.25	69.35	73.74	163.33	510.20
Interest expense	34.78	31.55	27.46	22.81	17.88	17.40	151.88
Net present values	27.92	38.28	43.79	46.54	55.86	145.93	358.32

31 March 2020	Minimum lease payments due						Total
	Within 1 year	1-2 years	2-3 years	3-4 years	4-5 years	More than 5 years	
Lease payments	62.70	62.70	69.83	71.25	69.35	237.06	572.89
Interest expense	37.64	33.26	31.25	27.43	23.05	12.56	165.19
Net present values	25.06	29.44	38.58	43.82	46.30	224.50	407.70

F Bifurcation of lease liabilities at the end of the year in current and non-current

Particulars	(₹ in lakhs)	
	31 March 2021	31 March 2020
a) Current liability (amount due within one year)	28.97	25.06
b) Non-current liability (amount due over one year)	329.35	382.05
Total lease liabilities at the end of the year	358.32	407.11

G Information about extension and termination options

Right of use assets	Number of leases	Range of remaining term (in years)	Average remaining lease term (in years)	Number of leases with extension option	Number of leases with purchase option	Number of leases with termination option
Building	1	7	7	1	-	1
Plant and machinery	1	3	3	1	-	1

H As per the accounting policy, the Company has applied for practical expedient to all rent concessions and recognised ₹ 1.43 lakhs in statement of profit and loss.



Medanta Holdings Private Limited

Summary of significant accounting policies and other explanatory information for the year ended 31 March 2021

Note - 42

Revenue related disclosures

I Disaggregation of revenue

Tabulated below is the disaggregation of the Group's revenue:

(₹ in lakhs)

Description	For the year ended 31 March 2021	For the year ended 31 March 2020
(A) Operating revenue		
Income from healthcare services		
In patient	18,040.41	2,349.07
Out patient	3,575.31	430.81
Income from sale of pharmacy products to out-patients		
Sale of pharmacy products	144.02	-
Total revenue under Ind AS 115	21,759.74	2,779.88

II Contract balances

The following table provides information about receivables and contract liabilities from contract with customers:

(₹ in lakhs)

Particulars	As at 31 March 2021	As at 31 March 2020
Contract liabilities		
Advance from customers	511.47	19.36
Total contract liabilities	511.47	19.36
Contract assets		
Unbilled revenue	66.55	19.72
Total contract assets	66.55	19.72

Contract asset is the right to consideration in exchange for goods or services transferred to the customer. Contract liability is the entity's obligation to transfer goods or services to a customer for which the entity has received consideration from the customer in advance. Contract assets (unbilled receivables) are transferred to receivables when the rights become unconditional and contract liabilities are derecognised as and when the performance obligation is satisfied.

III Significant changes in the contract liabilities balances during the year are as follows:

(₹ in lakhs)

Contract liabilities - Advance from customers	As at 31 March 2021	As at 31 March 2020
Opening balance of contract liabilities - Advance from customers	19.36	-
Less: Amount of revenue recognised during the year	(21,759.74)	(2,779.88)
Add: Addition during the year	22,251.85	2,799.24
Closing balance of contract liabilities - Advance from customers	511.47	19.36

The aggregate amount of transaction price allocated to the performance obligations (yet to complete) as at 31 March 2021 is ₹ 511.47 lakhs. This balance represents the advance received from customers (gross) against healthcare services. The management expects to further bill and collect the remaining balance of total consideration in the coming years. These balances will be recognised as revenue in future years as per the policy of the Company.

IV Reconciliation of revenue recognised with contract revenue:

(₹ in lakhs)

Particulars	For the year ended 31 March 2021	For the year ended 31 March 2020
Contract revenue	21,982.03	2,800.82
Less: Adjustments for discount and rebates	(222.29)	(20.94)
Income from healthcare services and sale of pharmacy products to out-patients	21,759.74	2,779.88

Note - 43

The chief operating decision maker (CODM) i.e. Board of Directors, examines the Company's performance from a service perspective and has identified the 'Healthcare services' as a single business segment. The Company is operating in India which constitutes a single geographical segment. The CODM reviews internal management reports to assess the performance of the segment 'Healthcare services'.

The revenues from external customers attributed to an individual is not material and there are no transactions with a single external customer which would amount to ten percent or more of the Company's revenues.



Medanta Holdings Private Limited

Summary of significant accounting policies and other explanatory information for the year ended 31 March 2021

Note - 44

The outbreak of Coronavirus Disease 2019 (COVID-19), declared as a pandemic by the World Health Organisation, severely impacted the businesses and economic activities around the world including India. During the year ended 31 March 2021, both Central and State Governments of India had imposed lock down and other emergency restrictions which had led to the disruption of all regular business operations. Further, the recent second wave of COVID-19 has again resulted in partial lockdown/restrictions in various states. The Company is closely monitoring the impact of the aforementioned pandemic and has made a detailed assessment and considered possible effects, if any, on its liquidity position, including recoverability of its assets as at the balance sheet date and currently believes that there will not be any adverse impact on the long term operations, financial position and performance of the Company.

This is the summary of significant accounting policies and other explanatory information referred to in our report of even date.

For Walker Chandniok & Co LLP


For and on behalf of the Board of Directors

Chartered Accountants

Firm's Registration No.: 001076/N/2015-500013

Rajni Mundra
Rajni Mundra
Partner

Membership No.: 058644



Narish Trehan
Narish Trehan
Director

[DIN:00012148]

Sushil Sachdeva
Sushil Sachdeva
Director

[DIN:00012115]

Pranab Bal
Pranab Bal
Chief Financial Officer

Nitu Kumari
Nitu Kumari
Company Secretary

Place: New Delhi

Date : 06 September 2021

Place: Gurugram

Date : 06 September 2021

Place: Gurugram

Date : 06 September 2021

Place: Lucknow

Date : 06 September 2021

Place: Gurugram

Date : 06 September 2021

